

Press Release: October 17, 2018
Center for the Study of Local Issues
Anne Arundel Community College
101 College Parkway, Arnold MD, 21012-1895
Contact: Dan Nataf 410-777-2733

County Survey Finds Hogan Up by Large Margin, County Executive Race Much Tighter

A survey of 655 Anne Arundel County residents conducted October 5-12 by the Center for the Study of Local Issues (CSLI) at Anne Arundel Community College found that 68 percent of likely voters supported incumbent Republican Governor Larry Hogan over Democratic challenger Ben Jealous (14 percent). A plurality of Democrats (45 percent) supported Hogan; only 29 percent supported Jealous, with another 25 percent saying “undecided.” Almost all Republicans (93 percent) supported Hogan as did 61 percent of unaffiliated voters.

In the race for county executive, more likely voters supported Republican incumbent Steve Schuh (38 percent) than challenger Democrat Stuart Pittman (33 percent). In this case, a majority of Democrats (60 percent) sided with Pittman while only 15 percent favored Schuh. A somewhat larger majority of Republicans (64 percent) supported Schuh, with only 8 percent favoring Pittman. A similar percentage of Democrats (24 percent) and Republicans (26 percent) were still undecided, along with 39 percent of unaffiliated voters, who otherwise split evenly between the two candidates (28 percent each).

The survey asked respondents whether they supported or opposed a variety of proposals.¹ A majority of respondents supported the following:

- A proposed “lockbox” amendment to the Maryland Constitution limiting the use of casino revenue received by the state to only fund education. The choice was framed by saying that the use of casino money might possibly result in cuts in other services or tax hikes; 51 percent still favored the proposal.
- The expansion of Maryland’s laws to allow family members, law enforcement and others to seek a court order to temporarily prohibit access to firearms (56 percent supported).
- The idea that “candidates who refuse political contributions from developers with projects pending approval before the county” should be supported (64 percent).

A majority or plurality of respondents opposed these proposals:

- The federal EPA decision to ease restrictions on using coal for electricity (36 percent supported, 49 percent opposed).
- Increasing tolls on the Chesapeake Bay Bridge during peak summer hours to avoid traffic jams (31 percent supported, 61 percent opposed).
- Using school redistricting to reduce racial disparities among county schools (39 percent favored, 47 percent opposed).

¹ A few questions were only asked of the online panel – the Brett Kavanaugh nomination, whether Supreme Court justices should have a mandatory retirement age, the trade agreement with Mexico and Canada. These will be covered later in the report.

- A county council resolution intended to limit women’s access to abortion (17 percent favored, 75 percent opposed).

The survey found that 71 percent favored increasing the starting salary of county teachers, whose entry-level salary is around \$46,000 plus health and pension benefits.

A section of the survey asked respondents whether the county has dealt with certain challenges such that the condition or issue has “gotten better, stayed the same, or gotten worse.”

The one aspect of the county for which a substantial group said “gotten better” was regarding “improving the local economy” (37 percent saying “better,” 44 percent “unchanged” and 11 percent “worse”).

Items for which the “worse” score was higher than the “better” one included:

- Reducing traffic congestion (71 percent worse; 5 percent better).
- Managing growth and development (55 percent worse; 13 percent better).
- Reducing the opioid epidemic (52 percent worse; 15 percent better).
- Making life more affordable in the county (40 percent worse; 9 percent better).
- Improving ethics in government (36 percent worse; 16 percent better).
- Reducing poverty and homelessness (28 percent worse; 12 percent better).

The survey asked some benchmark questions such as the “most important problem facing the residents of Anne Arundel County at the present time.” As was the case for the last few surveys, the item gaining the plurality of mentions was “crime/ drugs” which totaled 31 percent this fall. Growth/development was mentioned by 15 percent (up from 10 percent last spring), education and transportation (both 8 percent) were largely unchanged. The percentage saying the economy was only 4 percent.

Other benchmark questions included right vs. wrong direction for the county, state and country. Economic conditions ratings were included as well as questions about personal economic circumstances such as facing the possibility of unemployment, the cost of education and health care.

A detailed review of these issues as well as other results follows the summary of findings below. The actual questionnaire and percentages can be found in Appendix A at the end of the press release. Open-ended comments offered by online respondents can be found in Appendices 1-19.

Summary of Main Findings

Most Important Problem Facing County Residents: Additional details are available in the text (p. 5-7).

Right Direction/Wrong Direction: The percentage of those saying that the **county** was moving in the right direction was up to 57 percent this fall compared to 47 percent earlier this year in the spring survey. Regarding the **state**, there was a similar increase from 52 to 63 percent from last spring to this fall. The percentage applicable to the **country** also rebounded a bit, from 26 to 31 percent (pp. 8-12).

Rating Economic Conditions - County, State and Nation: For the county, the percentage saying “excellent” or “good” increased from 68 to 75 percent. There was also an increase for the state - from 63 percent last spring to 70 percent this fall. There was some change for the federal level, rising from 46 to 50 percent (pp. 13-18).

Economic Conditions Applying to Respondents: The changes from spring 2018 to fall 2018 were modest and mostly positive (pp. 18-23).²

Support or Opposition to Various Proposals: These were mentioned above and will be reviewed in more detail later in the press release (pp. 24-27).

AACC Cable Channel: Awareness, preferred programming and time most likely to be watched (pp. 27-29).

County – Better, Worse or Unchanged. These issues are explored later in the text, including an analysis by party affiliation and gender (pp. 29-35).

Presidential Voting Choices in November 2016. The survey asked respondents to indicate their choice for president in the November 2016 presidential elections. The analysis shows the impact of strength of party affiliation and gender and the propensity to stick to the parties’ nominees (p. 36-39).

Voting Choices in 2018 - Electorate: This section examines the level of interest in the elections, voters’ information levels, the likelihood to vote and the prospects for a “Blue Wave” (pp. 40-44).

Vote for Governor and County Executive: The focus is upon the impact of issues, the “most important factor” shaping the voting decision, the highest priority of the next county executive, voting and perceptions of the county, candidate choices and demographics (pp. 44-53).

Job Approval for County Executive, Governor and President. The job approval question was asked differently than in the past – respondents were asked to indicate whether they “strongly approved, somewhat approved, somewhat disapproved or strongly disapproved” of a particular office holder. As a result, prior results cannot be directly compared to results for this fall. The combined “approval” scores were as follows: County Executive Steve Schuh’s combined job approval was 65 percent; Larry Hogan’s was 76 percent and President Trump’s was 45 percent – all substantially higher than when the question was generically asked: “approve or disapprove.” The text discusses job approval in greater detail (pp. 54-58).

Which Party Do You Trust? The fall 2018 figures showed both parties at 37 percent, a small rise for Democrats but a larger rise for Republicans since last spring (28 to 37 percent) - (pp. 58-60).

² Measure of consumer confidence – expectations about inflation, unemployment, growth and personal financial circumstances were removed from this survey. They may be reinstated in the future.

Methodology: The survey polled a random sample of 655 county residents who were at least 18 years old, primarily using a database of listed and unlisted landline numbers along with some cell phone numbers. Telephone interviewing was conducted October 5-12 during evening hours. In addition, members of a CSLI Web panel were also asked to participate in an online version of the survey during the period October 5-12. The two data sources were merged for this analysis. There was about a 3.8 percent statistical margin of error for the combined sample; the error rate was higher for subgroups such as “Democrats” or “men.” The dataset was weighted by gender, political party and education to better represent the general population. College students were trained and used as telephone interviewers.

Contact Dan Nataf, Ph.D., center director, for additional comments or questions at 410-777-2733 and ddnataf@aacc.edu. Check the CSLI website for results for information and press releases for this and previous surveys: www2.aacc.edu/csli.

Detailed Review of Survey Findings

The Most Important Problem Facing Residents – Drugs Top the List

The fall 2018 CSLI poll showed somewhat of a decrease in the percentage of respondents saying crime/drugs (31 percent, down from 37 percent last spring).³

The decline of the economy as the most important problem was again witnessed as only 4 percent mentioned it. In spring 2012, 30 percent had mentioned it. Also notable is the long-term decline of the saliency of taxes: only three and a half years ago (in spring 2015), it was mentioned by 25 percent; it was only cited by 7 percent this fall, up just a single percentage point since last spring. As the fiscal side decreased in saliency, growth and development have increased: in spring it was mentioned by 10 percent but this percentage rose to 15 percent this fall. The development concern can be associated with concern for transportation (8 percent) and the environment (7 percent) since traffic congestion and environmental distress may be byproducts of development. Last spring the combined value for this cluster was 23 percent; this fall it rose to 31 percent.

Table 1 (p. 7) and Graph 1 (p. 6) summarize recent results.

Table 1a shows the results of this question by gender – a thematic focus of this fall’s press release.

Table 1a: Most Important Problem – Overall and by Gender

| Problem | Overall | Men | Women |
|-----------------------------------------------------------------------------------|----------------|------------|--------------|
| Crime/Drugs | 31 | 31 | 31 |
| Economy – (e.g., no jobs, high cost of living, business closing or losses) | 4 | 4 | 5 |
| Education , problems with schools, quality, facilities, staff, discipline | 8 | 5 | 11 |
| Environment (e.g., air or water pollution, saving the Bay) | 7 | 5 | 6 |
| Government ethics – corrupt, immoral | 2 | 4 | 3 |
| Government waste – inefficient, spends too much | 2 | 5 | 0 |
| Government lack resources –for roads, schools, services | 2 | 2 | 1 |
| Growth/overpopulation - too much development, poorly planned | 15 | 13 | 18 |
| Healthcare (cost, access) | 3 | 2 | 3 |
| Taxes – too high | 7 | 11 | 5 |
| Transportation problems/traffic congestion, lack of public transit | 8 | 10 | 5 |
| Other answer - write in: | 5 | 7 | 5 |
| Unsure/No Answer | 5 | 4 | 6 |

Note: Missing values when performing the cross-tabulation by gender as well as rounding give rise to odd results – such as the overall government ethics value of 2 percent, but 4 or 3 percent by gender.

³ The online survey broke out the categories “drugs” and “crime” – with 27 percent specifying the former and only 4 percent the latter. The telephone survey combined the two. The percentage discussed in this section of the text has combined the two separate online categories into one, and then merged the results with those from the telephone sample.

The overall relationship between this question and gender was statistically significant ($p > .05$), but only certain problems seemed particularly affected by gender. Education, growth/overpopulation were the two items of greatest concern to women; men focused on government waste, taxes and transportation. These differences suggest that women have a greater interest in items that lean more to the liberal side of the ideological spectrum in contrast to men who focus on the conservative side.

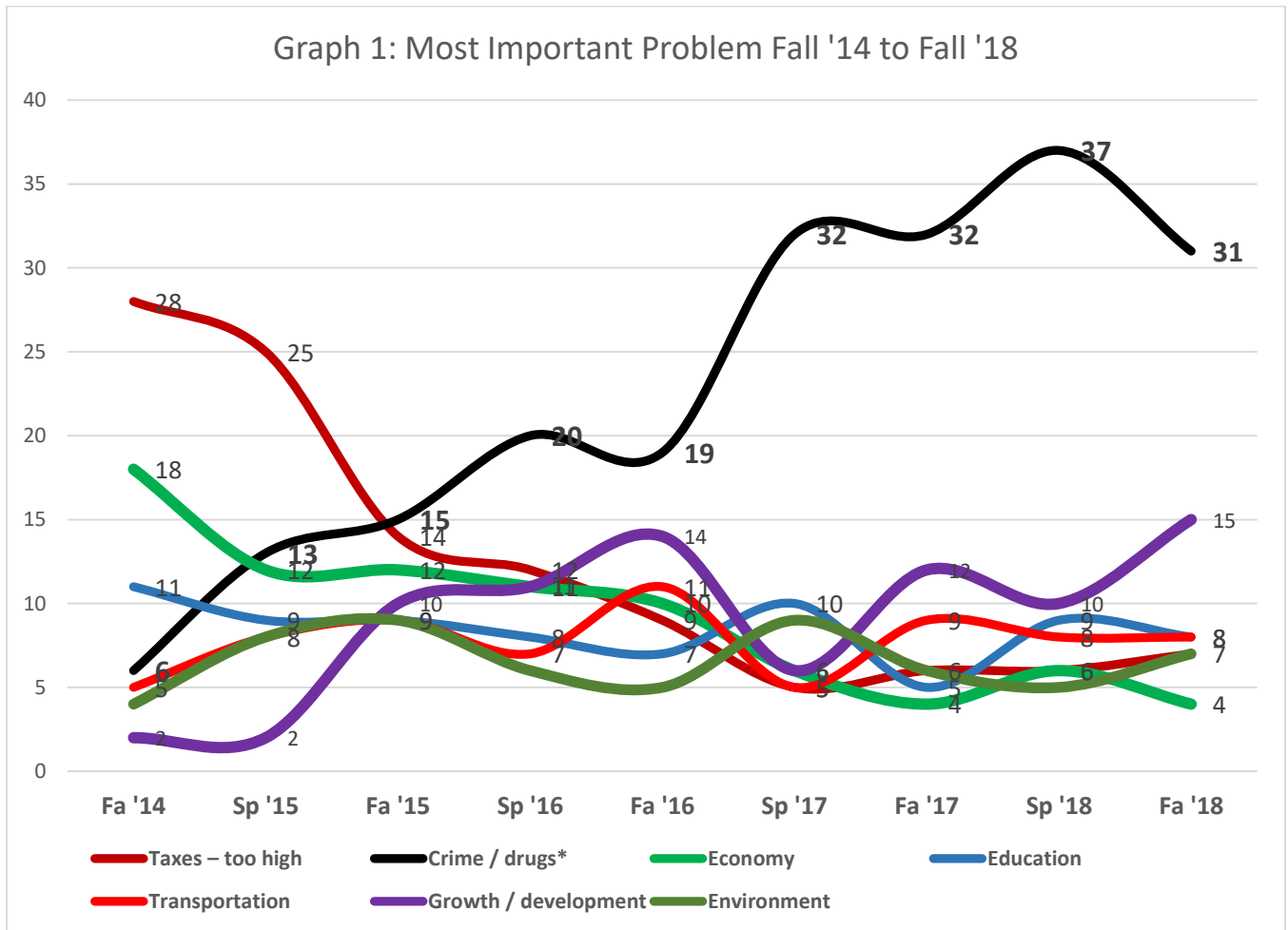


Table 1: “Most Important Problem Facing Residents” – Fall 2008 to Fall 2018⁴

| | Fa '08 | Sp '09 | Fa '09 | Sp '10 | Fa '10 | Sp '11 | Fa '11 | Sp '12 | Fa '12 | Sp '13 | Fa '13 | Sp '14 | Fa '14 | Sp '15 | Fa '15 | Sp '16 | Fa '16 | Sp '17 | Fa '17 | Sp '18 | Fa '18 | Ave. |
|------------------------------------|--------|--------|--------|--------|--------|--------|--------|--------|--------|--------|--------|--------|--------|--------|--------|--------|--------|--------|--------|--------|--------|------|
| Taxes | 12 | 10 | 12 | 11 | 13 | 11 | 9 | 17 | 17 | 19 | 19 | 22 | 28 | 25 | 14 | 12 | 9 | 5 | 6 | 6 | 7 | 14 |
| Crime / drugs* | 4 | 6 | 8 | 6 | 6 | 6 | 8 | 4 | 7 | 5 | 9 | 8 | 6 | 13 | 15 | 20 | 19 | 32 | 32 | 37 | 31 | 13 |
| Economy | 38 | 48 | 33 | 36 | 36 | 35 | 48 | 30 | 27 | 23 | 16 | 16 | 18 | 12 | 12 | 11 | 10 | 6 | 4 | 6 | 4 | 22 |
| Education / school problems | 10 | 8 | 7 | 8 | 9 | 10 | 5 | 7 | 8 | 8 | 6 | 12 | 11 | 9 | 9 | 8 | 7 | 10 | 5 | 9 | 8 | 8 |
| Traffic congestion/problems | 6 | 4 | 5 | 6 | 6 | 3 | 5 | 5 | 6 | 5 | 4 | 4 | 5 | 8 | 9 | 7 | 11 | 6 | 9 | 8 | 8 | 6 |
| Growth / development | 9 | 5 | 5 | 5 | 2 | 4 | 4 | 4 | 3 | 2 | 4 | 4 | 2 | 2 | 10 | 11 | 14 | 6 | 12 | 10 | 15 | 7 |
| Unsure/no answer | 7 | 8 | 10 | 10 | 8 | 12 | 8 | 9 | 9 | 10 | 12 | 11 | 12 | 10 | 6 | 8 | 7 | 10 | 1 | 0 | 5 | 8 |
| Other answer | 14 | 11 | 21 | 17 | 21 | 19 | 13 | 24 | 23 | 29 | 30 | 23 | 19 | 21 | 25 | 24 | 24 | 24 | 21 | 24 | 22 | 21 |
| Total | 100 | 100 | 101 | 99 | 101 | 100 | 100 | 100 | 100 | 101 | 100 | 100 | 101 | 100 | 100 | 101 | 100 | 100 | 101 | 100 | 100 | 100 |

Note: In this and other tables, totals may not equal 100 percent due to rounding. Unless otherwise noted, all numeric values included in tables and graphs are percentages.

⁴ From spring 2007 to spring 2010, surveys’ answer categories for “most important problem” included “lack of affordable housing” for interviewers to check off. Previously, that answer to the open-ended question would have been categorized under “economy” a practice which was resumed in fall 2010. The running totals in Table 1 combine both answers into the single “Economy” category.

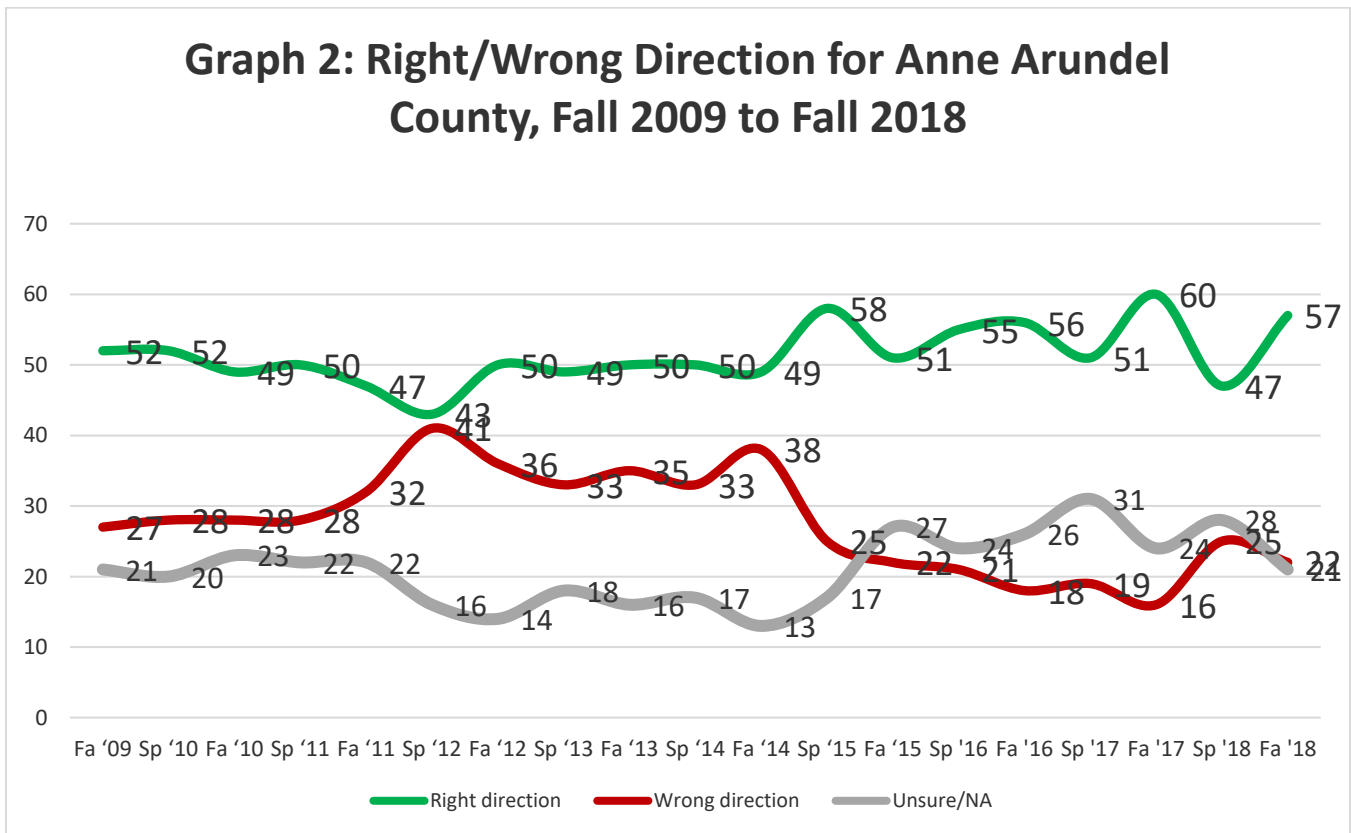
County, State and Nation – Right or Wrong Direction?

Each survey includes a variety of benchmark questions – the “most important problem” has existed since the start of CSLI surveys. Other questions have been more recent – the “right or wrong direction” questions for the county, state and country are among this group. Shown on Table 2 and Graph 2 are the results just for the county: “Overall, would you say that the county is headed in the right direction or in the wrong direction?” There was a 10-point rise in the right direction score from last fall, partly due to a 7-point decline in the percentage without an opinion or “unsure.”

Table 2: Anne Arundel County - Right vs. Wrong Direction Fall 2010 to Fall 2018

| | Fa '10 | Sp '11 | Fa '11 | Sp '12 | Fa '12 | Sp '13 | Fa '13 | Sp '14 | Fa '14 | Sp '15 | Fa '15 | Sp '16 | Fa '16 | Sp '17 | Fa '17 | Sp '18 | Fa '18 | Avg. |
|--------------------|--------|--------|--------|--------|--------|--------|--------|--------|--------|--------|--------|--------|--------|--------|--------|--------|------------|------|
| Right direction | 49 | 50 | 47 | 43 | 50 | 49 | 50 | 50 | 49 | 58 | 51 | 55 | 56 | 51 | 60 | 47 | 57 | 51 |
| Wrong direction | 28 | 28 | 32 | 41 | 36 | 33 | 35 | 33 | 38 | 25 | 22 | 21 | 18 | 19 | 16 | 25 | 22 | 28 |
| DK/NA | 23 | 22 | 22 | 16 | 14 | 18 | 16 | 17 | 13 | 17 | 27 | 24 | 26 | 31 | 24 | 28 | 21 | 21 |
| Right-wrong | 21 | 22 | 15 | 2 | 14 | 16 | 15 | 17 | 11 | 33 | 29 | 34 | 38 | 32 | 44 | 23 | 36 | 23 |
| Total | 100 | 100 | 101 | 100 | 100 | 100 | 101 | 100 | 100 | 100 | 100 | 100 | 100 | 101 | 100 | 100 | 100 | 100 |

Graph 2: Right/Wrong Direction for Anne Arundel County, Fall 2009 to Fall 2018



Gender and right/wrong direction for the county is shown on Table 2a. The relationship is statistically significant and shows that women (49 percent “right” direction) are generally less optimistic about the county’s direction than men (64 percent).

Table 2a: Gender and County’s Direction

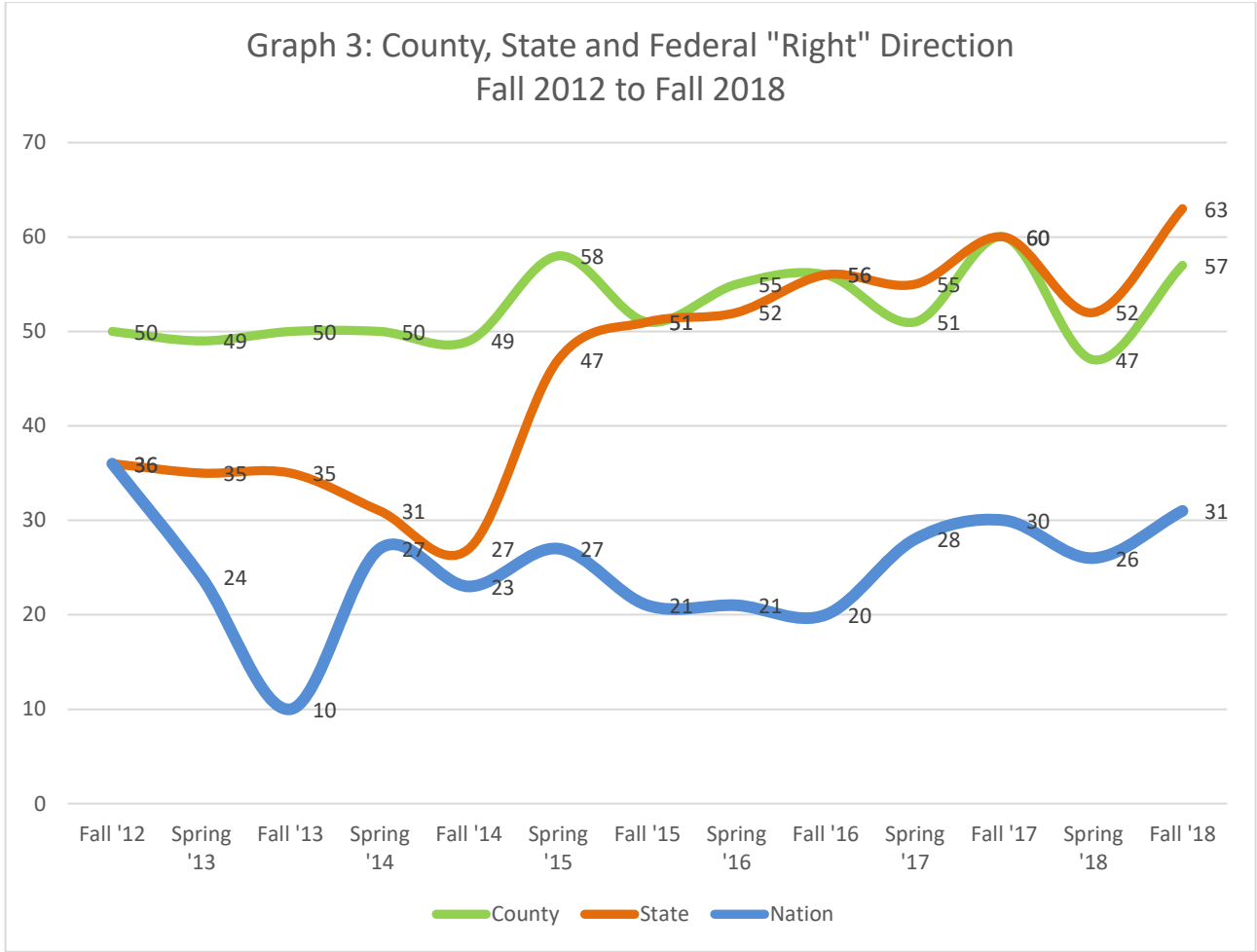
| Direction | Overall | Men | Women |
|------------------|----------------|------------|--------------|
| Right direction | 57 | 64 | 49 |
| Wrong direction | 22 | 17 | 28 |
| Unsure | 21 | 19 | 23 |
| Total | 100 | 100 | 100 |

Looking at Democrats/Republicans and Pittman/Schuh voters, it seems clear that Democrats are significantly less positive about the county’s direction than Republicans (48 vs. 67 right direction percentages); Pittman voters are identical to Democrats as a group (48 percent right direction), while Schuh voters are more positive (71 percent) than Republicans (67 percent).

Focusing next on the state and nation as shown on Table 3, the state received the highest “right” direction scores of any jurisdiction: 63 percent, up from 52 percent last spring. By contrast, the nation still trailed by a large margin, although the value was also up from 26 percent last spring to 31 percent this fall. Looking at the trends shown in Graph 3, it is apparent that the right direction percentages have oscillated quite a bit over the last few surveys.

Table 3: Right/Wrong Direction for County, State and Nation, Fall 2018

| | Right | Wrong | Unsure/ Don’t know | Total |
|---------------|--------------|--------------|-------------------------------|--------------|
| County | 57 | 22 | 21 | 100 |
| State | 63 | 22 | 16 | 101 |
| Nation | 31 | 57 | 13 | 101 |



Gender and right direction scores for the state and country revealed a similar pattern as for the county: women were less positive than men for all levels. Table 3a shows the consistency of the gender-based differences regarding the right direction perception: women at each level have a less positive appraisal than men, with the gap being the most extreme at the national level: 19 percentage points (vs. 15 for county and 9 for state).

Table 3a: Right Direction Percentages for County, State and Nation by Gender, Fall 2018

| | Overall | Men | Women |
|---------------|---------|-----|-------|
| County | 57 | 64 | 49 |
| State | 63 | 67 | 58 |
| Nation | 31 | 41 | 22 |

For the state, it is relevant to distinguish right/wrong percentages for Hogan voters as well as across partisan divides. Table 3b shows that Democrats are consistently less positive about the direction of all three levels than Republicans, although the difference is least striking at the state level – where Democrats have large majorities in the Maryland General Assembly. By contrast, there is a 50-point difference in right direction scores for the national level, showing the degree of partisan polarization increases dramatically at that level. Jealous’ voters are consistently less positive than Democrats –

showing that the inclination to vote for Jealous corresponds to a higher degree of alienation by those voters to each of the three levels of the political system.

Table 3b: Right Direction Percentages for County, State and Nation by Vote for Governor and Party, Fall 2018

| | Overall | Hogan Voters | Jealous Voters | Republicans | Democrats |
|---------------|---------|--------------|----------------|-------------|-----------|
| County | 57 | 67 | 29 | 67 | 47 |
| State | 63 | 73 | 38 | 70 | 58 |
| Nation | 31 | 44 | 0 | 60 | 10 |

The online sample was able to add open-ended answers to some questions. On a selective basis, when these are available they will be exemplified at the end of the section and included in an appendix.

OPEN-ENDED COMMENTS:

Positive comments about the county:

- “County Executive Schuh is doing a good job governing AA county.”
- “Lowering taxes, spending more wisely.”
- “We may be making small moves to the positive...”

Negative comments about the county were especially focused on “overdevelopment” and drugs:

- “We have too much rampant development without enough supporting infrastructure; we have a terrible drug problem and crime is growing.”
- “Too much unrestrained development, causing more traffic and overcrowded schools.”
- “Too [many] new developments of houses, apartments and townhouses. The aesthetic aspect of the landscape is being ruined...”
- “Overdevelopment and allowing housing developers to set all the priorities.”

Positive comments about the state were typically focused on Governor Hogan and split control over state government:

- “Governor Hogan doing a good job to improve governance of the state.”
- “Governor Hogan is doing an excellent job. He is a true moderate.”
- “Having a governor with a bipartisan approach is going in the right direction.”
- “Hogan’s worst instincts seem to be limited by Democrats’ control over the statehouse and his anti-Trumpism.”

Negative comments about the state:

- “Inadequate growth of public transportation to match population.”
- “It is incredibly expensive to live here. I have to work two jobs to make ends meet...”
- “Liberal legislature is misdirected and overly controlling the citizens...”
- “Baltimore City is atrocious, and the governor needs to crack down on the corruption involved in Baltimore politics...”

Positive comments about the country were focused on the economy:

- “Economy is doing great.”
- “Generally, people have more money in their pockets due to the improved economy, more jobs and lower taxes.”

Negative comments about the country focused on President Trump:

- “I believe President Trump is making our country look terrible to the rest of the world and his lack of trying to be president of all the US is disheartening.”
- “I disagree with the president on most matters. That’s putting it politely.”
- “Everything about Donald Trump is revolting, corrupt and unjust.”

Rating Economic Conditions – Anne Arundel County

Since March 2002, the CSLI semi-annual survey has asked a benchmark question about the economy: “How would you rate economic conditions in Anne Arundel County – ‘excellent,’ ‘good,’ ‘only fair’ or ‘poor?’”

As shown on Table 4 and Graph 4, the last two years have been high points in recent economic ratings with scores ranging from 65 to mostly recent 75 percent in combined “excellent+good” scores.

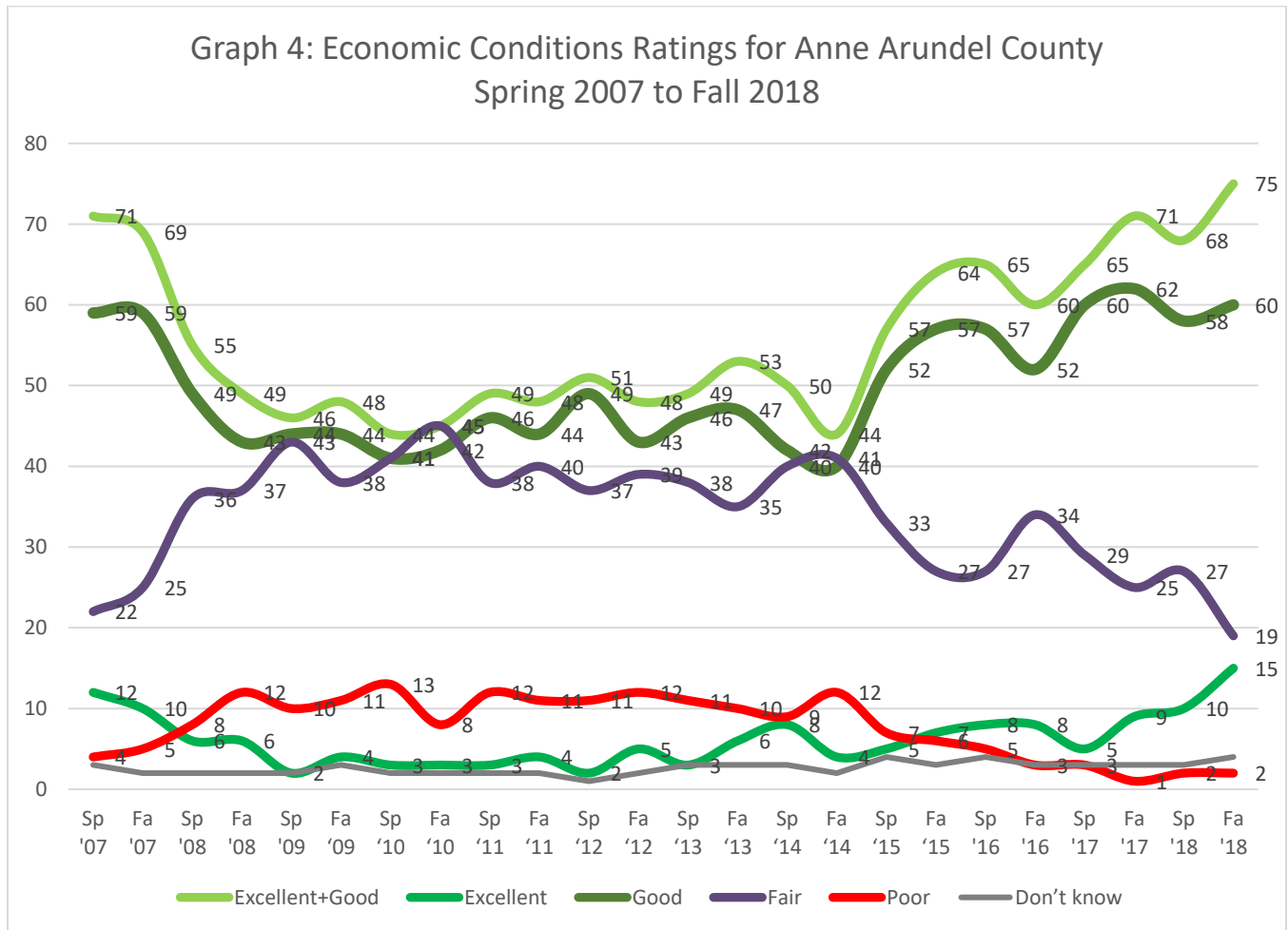


Table 4: Perceptions of County Economic Conditions – Fall 2008 to Fall 2018

| | Fa '08 | Sp '09 | Fa '09 | Sp '10 | Fa '10 | Sp '11 | Fa '11 | Sp '12 | Fa '12 | Sp '13 | Fa '13 | Sp '14 | Fa '14 | Sp '15 | Fa '15 | Sp '16 | Fa '16 | Sp '17 | Fa '17 | Sp '18 | Fa '18 | Avg. |
|-----------------------|-----------|-----------|-----------|-----------|-----------|-----------|-----------|-----------|-----------|-----------|-----------|-----------|-----------|-----------|-----------|-----------|--------|-----------|-----------|-----------|------------|-----------|
| Excellent+Good | 49 | 46 | 48 | 44 | 45 | 49 | 48 | 51 | 48 | 49 | 53 | 50 | 44 | 57 | 64 | 65 | 60 | 65 | 71 | 68 | 75 | 55 |
| Excellent | 6 | 2 | 4 | 3 | 3 | 3 | 4 | 2 | 5 | 3 | 6 | 8 | 4 | 5 | 7 | 8 | 8 | 5 | 9 | 10 | 15 | 6 |
| Good | 43 | 44 | 44 | 41 | 42 | 46 | 44 | 49 | 43 | 46 | 47 | 42 | 40 | 52 | 57 | 57 | 52 | 60 | 62 | 58 | 60 | 49 |
| Fair | 37 | 43 | 38 | 41 | 45 | 38 | 40 | 37 | 39 | 38 | 35 | 40 | 41 | 33 | 27 | 27 | 34 | 29 | 25 | 27 | 19 | 35 |
| Poor | 12 | 10 | 11 | 13 | 8 | 12 | 11 | 11 | 12 | 11 | 10 | 9 | 12 | 7 | 6 | 5 | 3 | 3 | 1 | 2 | 2 | 8 |
| Don't know | 2 | 2 | 3 | 2 | 2 | 2 | 2 | 1 | 2 | 3 | 3 | 3 | 2 | 4 | 3 | 4 | 4 | 3 | 3 | 3 | 4 | 3 |
| Total | 100 | 101 | 100 | 100 | 100 | 101 | 101 | 100 | 101 | 101 | 101 | 101 | 99 | 101 | 100 | 100 | 100 | 100 | 100 | 100 | 100 | 100 |

Rating Economic Conditions – Maryland

Since spring 2009, the question about rating economic conditions has been extended to the state of Maryland and the country overall.

The combined “excellent+good” score for fall 2018 was up 7 points to 70 percent combined excellent+good. This is a 21-point increase since fall 2016 (see Table 5).

Table 5: Perceptions of State Economic Conditions – Spring 2011 to Fall 2018

| | Sp '11 | Fa '11 | Sp '12 | Fa '12 | Sp '13 | Fa '13 | Sp '14 | Fa '14 | Sp '15 | Fa '15 | Sp '16 | Fa '16 | Sp '17 | Fa '17 | Sp '18 | Fa '18 | Av. |
|-----------------------|-----------|-----------|-----------|-----------|-----------|-----------|-----------|-----------|-----------|-----------|-----------|-----------|-----------|-----------|-----------|------------|-----------|
| Excellent+Good | 35 | 33 | 38 | 33 | 30 | 40 | 40 | 28 | 41 | 45 | 53 | 49 | 56 | 63 | 63 | 70 | 44 |
| Excellent | 3 | 1 | 4 | 3 | 1 | 4 | 4 | 1 | 3 | 2 | 5 | 5 | 3 | 4 | 6 | 11 | 4 |
| Good | 32 | 32 | 34 | 30 | 29 | 36 | 36 | 27 | 38 | 43 | 48 | 44 | 53 | 59 | 57 | 59 | 40 |
| Fair | 43 | 41 | 40 | 42 | 41 | 36 | 40 | 40 | 39 | 41 | 36 | 39 | 34 | 29 | 29 | 24 | 37 |
| Poor | 21 | 24 | 21 | 23 | 24 | 21 | 18 | 30 | 16 | 11 | 9 | 9 | 7 | 4 | 5 | 4 | 16 |
| NA/DK | 1 | 2 | 2 | 2 | 4 | 4 | 2 | 2 | 4 | 3 | 3 | 3 | 4 | 3 | 3 | 2 | 3 |
| Total | 100 | 100 | 101 | 100 | 99 | 101 | 100 | 100 | 100 | 100 | 100 | 100 | 101 | 99 | 100 | 100 | 100 |

Rating Economic Conditions –The National Economy

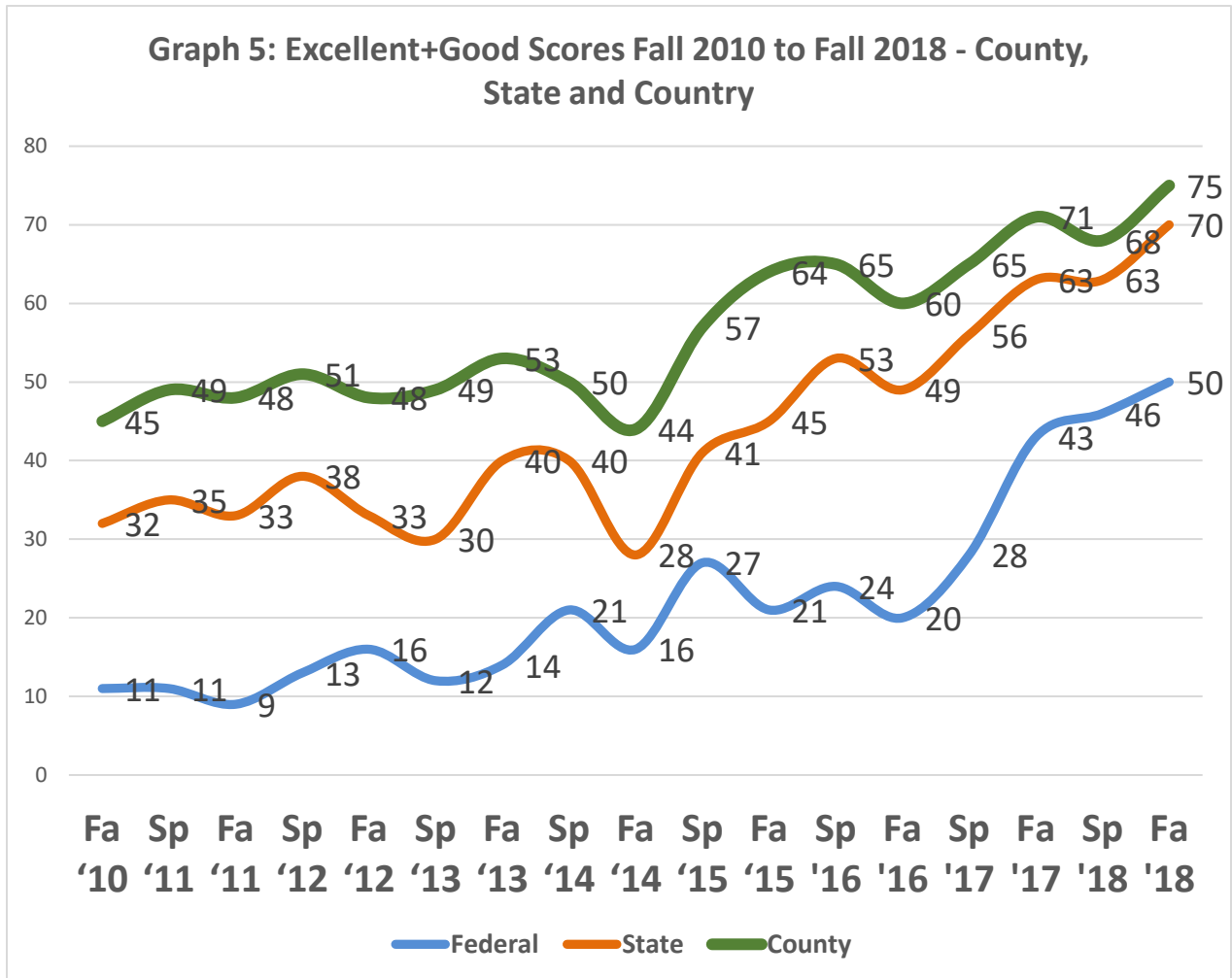
As shown on Graph 5, economic appraisal of the national economy has always lagged significantly behind both the county and state. In the recent past, the combined indicator (excellent + good) for the country increased markedly – first rising to 43 points in fall 2017 – a 15-point increase over spring 2017 and then rising a bit more in spring 2018 to 46 percent. This fall, the highest point in the recent past was reached, with half the sample saying that the national economy was excellent or good.

These findings are in keeping with those of other studies. The national mood as measured by a University of Michigan survey of consumers showed that “Confidence in the government’s economic policies rose in October to its highest level in the past fifteen years...reflecting the strong performance of the national economy,” according to that study’s chief economist Richard Curtin.⁵ Table 6 shows the actual CSLI percentages over time.

⁵ The CNBC perspective can be seen at <https://www.cnbc.com/2018/10/12/preliminary-october-consumer-sentiment-at-99-vs-100-reading-expected.html?qsearchterm=consumer%20sentiment>.

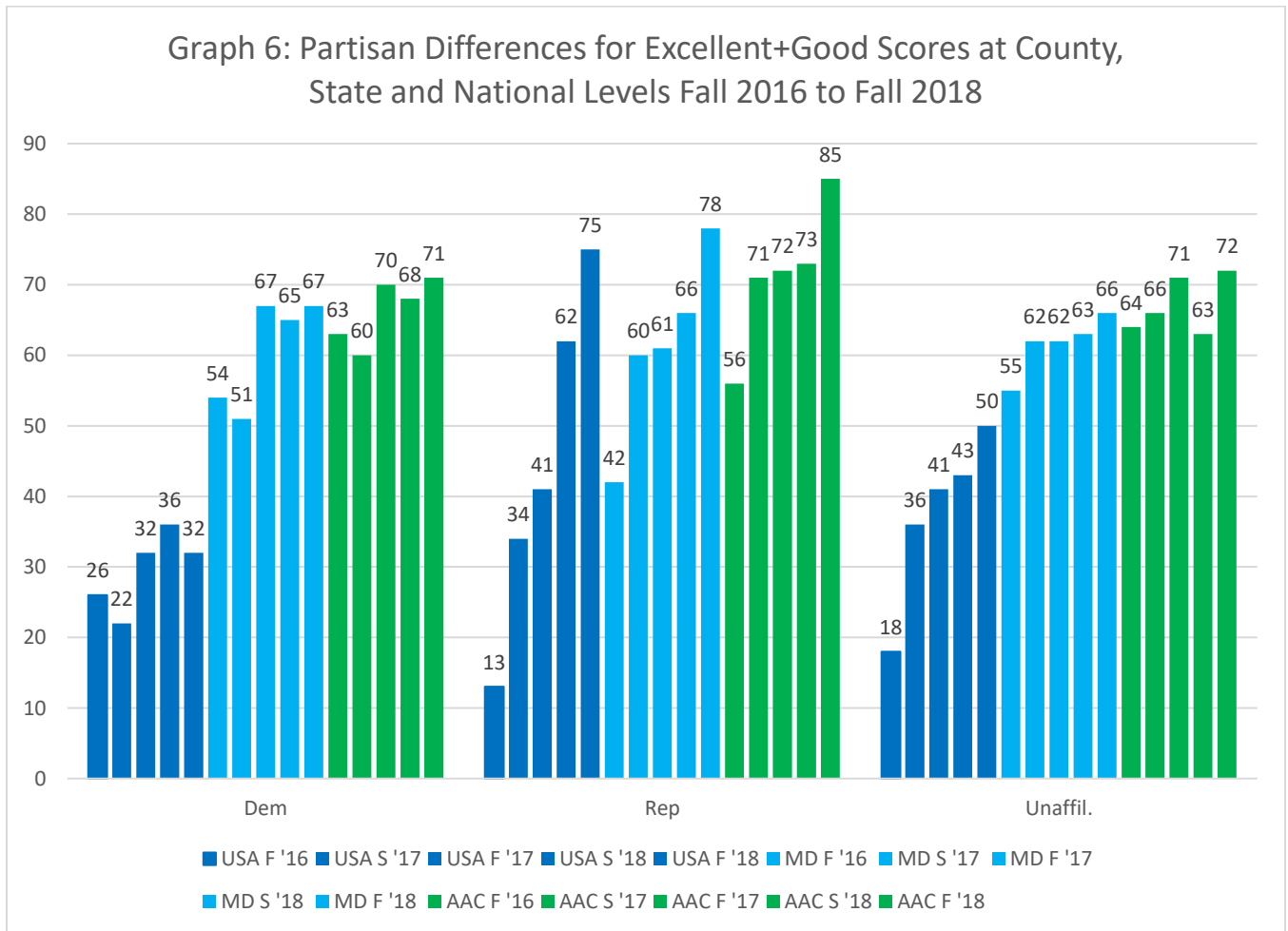
Table 6: Perceptions of National Economic Conditions– Spring 2011 to Fall 2018

| | Sp '11 | Fa '11 | Sp '12 | Fa '12 | Sp '13 | Fa '13 | Sp '14 | Fa '14 | Sp '15 | Fa '15 | Sp '16 | Fa '16 | Sp '17 | Fa '17 | Sp '18 | Fa '18 | Avg. |
|------------------------|--------|--------|--------|--------|--------|--------|--------|--------|--------|--------|--------|--------|--------|--------|--------|--------|------|
| Excellent+ Good | 11 | 9 | 13 | 16 | 12 | 14 | 21 | 16 | 27 | 21 | 24 | 20 | 28 | 43 | 46 | 50 | 20 |
| Excellent | 2 | 2 | 1 | 2 | 2 | 1 | 1 | 1 | 3 | 1 | 1 | 1 | 1 | 3 | 7 | 13 | 2 |
| Good | 9 | 7 | 12 | 14 | 10 | 13 | 20 | 15 | 24 | 20 | 23 | 19 | 27 | 40 | 39 | 37 | 18 |
| Fair | 43 | 28 | 47 | 37 | 38 | 31 | 41 | 42 | 32 | 40 | 40 | 38 | 46 | 40 | 36 | 33 | 39 |
| Poor | 45 | 62 | 39 | 46 | 47 | 55 | 37 | 40 | 37 | 36 | 34 | 40 | 23 | 17 | 17 | 13 | 39 |
| NA/DK | 2 | 2 | 2 | 1 | 3 | 1 | 1 | 2 | 4 | 3 | 2 | 3 | 4 | 1 | 2 | 3 | 2 |
| Total | 101 | 101 | 101 | 100 | 100 | 101 | 100 | 100 | 100 | 100 | 100 | 101 | 101 | 101 | 101 | 99 | 101 |



The partisan aspect of economic perceptions is shown on Graph 6. Democrats' optimism about economic conditions did not change much from the prior spring 2018 survey and went down a few points at the national level while rising a bit at the state and local levels.

Republican optimism grew sharply at all levels, with the national level almost equaling the state level. Unaffiliated voters were up somewhat as well.



Gender differences were apparent regarding perceptions of economic conditions. As shown on Table 6a, women were consistently less likely to say excellent+good for any level of government, but especially at the national level, again pointing to greater similarities with Democrats than with Republicans as well as a tendency to follow the pattern of polarization of perceptions in national politics.

Table 6a: Gender and Percentage Saying “Excellent+Good” for Economic Conditions

| Level | Men | Women |
|----------|-----|-------|
| County | 80 | 70 |
| State | 75 | 66 |
| National | 59 | 42 |

Economic Conditions Applying to Respondents

Respondents were asked: “Thinking about your personal circumstances, please tell me whether any of these economic conditions apply to you or your household.”

Table 7 shows the results for recent CSLI surveys. The fall 2014 survey significantly modified the list of items included – two new items were added (“Hard to afford the cost of education” and “Hard to afford the cost of food and groceries”), while several previous items were dropped. Other modifications have occurred over the years, such as the inclusion of questions asking about a “salary increase or other increase in income recently” and whether the respondent had “found a new or better job recently” – these items were introduced in fall 2011. In fall 2016, the healthcare question was changed from “healthcare insurance is unavailable, too expensive or inadequate” to “unable to afford healthcare or medicine during the last year.” The rationale for this change was to make the question accord with a question asked by Gallup Inc. which claimed to measure healthcare insecurity.⁶ This year, the survey reverted to prior form to note whether there have been changes in the value of this measure over time.

Generally, the yearly changes from spring 2018 to fall 2018 were small and mildly positive. There was less apparent concern with inflation, since the percentage of those citing “wages or salaries are not rising as fast as the cost of living” dropped from 49 to 36 percent. On the other hand, there was a 5-point drop in the percentage of those saying that they had “received a salary increase or other increase in income recently.” The healthcare question as it was asked this time was close to the percentage when it was last asked: in spring 2016 it was 38 percent compared to 35 percent saying, “healthcare insurance is unavailable, too expensive or inadequate.”

Gender based differences were apparent among these measures. Women were systematically less likely to experience positive economic conditions – a 9-point difference in “wages or salaries are not rising as fast as the cost of living”; a 12-point gap regarding “hard to afford the cost of food and groceries”; an 8-point gap regarding the affordability of healthcare insurance; and, a 6-point gap regarding the affordability of education. Men were more likely to have received an increase in income, but were more inclined to say that taxes were too high.

⁶ See <http://www.gallup.com/poll/192914/healthcare-insecurity-record-low.aspx> for more information about this measure. The most recent Gallup measure for this question had a value of 15.5 percent, similar to average CSLI value of 17 percent. However, one might question how well it actually measures “healthcare insecurity” since the more general framing of the question in our previous surveys usually produced a score about twice as high as this measure. Unfortunately, Gallup no longer appears to be including this question in its Gallup-Healthways Well-Being Index. See <http://www.well-beingindex.com/>

Table 7a: Gender and Economic Conditions/Experiences

| Condition | Overall | Men | Women | M-W |
|--------------------------------------------------------------------|----------------|------------|--------------|------------|
| Taxes are too high in relation to the govt. services provided | 57 | 62 | 54 | 8 |
| Wages or salaries are not rising as fast as the cost of living | 46 | 42 | 51 | -9 |
| Hard to afford the cost of education | 32 | 29 | 35 | 6 |
| Received a salary increase or other increase in income recently | 36 | 39 | 34 | -5 |
| Hard to afford the cost of food and groceries | 20 | 14 | 26 | 12 |
| Health care insurance is unavailable, too expensive or inadequate/ | 35 | 31 | 39 | 8 |
| Facing the possibility of unemployment | 7 | 7 | 8 | 1 |
| Found a new or better job recently | 13 | 13 | 12 | -1 |

Table 7: Economic Conditions Applying to Personal Circumstances – Spring 2010 to Fall 2018

| Condition | Sp '10 | Fa '10 | Sp '11 | Fa '11 | Sp '12 | Fa '12 | Sp '13 | Fa '13 | Sp '14 | Fa '14 | Sp '15 | Fa '15 | Sp '16 | Fa '16 | Sp '17 | Fa '17 | Sp '18 | Fa '18 | Avg. |
|-------------------------------------------------------------------------------------------------------------------------------------------------------|--------|--------|--------|--------|--------|--------|--------|--------|--------|--------|--------|--------|--------|--------|--------|--------|--------|-----------|-------|
| Taxes are too high in relation to the govt. services provided | 63 | 60 | 63 | 58 | 63 | 63 | 62 | 66 | 65 | 74 | 66 | 62 | 59 | 61 | 58 | 55 | 58 | 57 | 62 |
| Wages or salaries are not rising as fast as the cost of living | 56 | 56 | 63 | 59 | 66 | 59 | 59 | 60 | 57 | 63 | 57 | 54 | 58 | 57 | 55 | 49 | 49 | 36 | 57 |
| Hard to afford the cost of education | n.a. | n.a. | n.a. | n.a. | n.a. | n.a. | n.a. | n.a. | n.a. | 45 | 41 | 39 | 39 | 40 | 38 | 33 | 32 | 32 | 38 |
| Received a salary increase or other increase in income recently | n.a. | n.a. | n.a. | 26 | 35 | 31 | 34 | 29 | 36 | 33 | 37 | 34 | 32 | 29 | 31 | 26 | 41 | 36 | 32 |
| Hard to afford the cost of food and groceries | n.a. | n.a. | n.a. | n.a. | n.a. | n.a. | n.a. | n.a. | n.a. | 33 | 31 | 28 | 30 | 29 | 27 | 25 | 24 | 20 | 28 |
| Health care insurance is unavailable, too expensive or inadequate/ Unable to afford healthcare or medicine during the last year (starts fall 2016) | 32 | 34 | 35 | 32 | 32 | 27 | 32 | 29 | 26 | 40 | 38 | 33 | 38 | 14 | 16 | 18 | 18 | 35 | 33/17 |
| Facing the possibility of unemployment | 19 | 21 | 20 | 21 | 17 | 14 | 19 | 17 | 16 | 17 | 12 | 12 | 9 | 11 | 14 | 11 | 8 | 7 | 16 |
| Found a new or better job recently | n.a. | n.a. | n.a. | 14 | 16 | 11 | 14 | 16 | 14 | 12 | 11 | 13 | 10 | 8 | 10 | 10 | 13 | 13 | 12 |
| Significant losses in your stock or retirement accounts | 56 | 60 | 52 | 60 | 44 | 38 | 32 | 32 | 26 | n.a. | n.a. | n.a. | n.a. | n.a. | n.a. | n.a. | n.a. | n.a. | 51 |
| Delay in making a major purchase such as a home or car | 47 | 44 | 47 | 51 | 45 | 38 | 42 | 38 | 43 | n.a. | n.a. | n.a. | n.a. | n.a. | n.a. | n.a. | n.a. | n.a. | 45 |
| Hard to afford cost of utilities such as electricity or gas | 44 | 43 | 46 | 39 | 39 | 32 | 31 | 29 | 37 | n.a. | n.a. | n.a. | n.a. | n.a. | n.a. | n.a. | n.a. | n.a. | 40 |
| Hard to afford cost of transportation | 21 | 24 | 41 | 30 | 36 | 30 | 27 | 24 | 24 | n.a. | n.a. | n.a. | n.a. | n.a. | n.a. | n.a. | n.a. | n.a. | 27 |
| Unable to find affordable housing | 15 | 10 | 14 | 11 | 15 | 9 | 12 | 14 | 10 | n.a. | n.a. | n.a. | n.a. | n.a. | n.a. | n.a. | n.a. | n.a. | 12 |
| Facing the possibility of house foreclosure or loss | 7 | 7 | 9 | 8 | 8 | 4 | 7 | 7 | 4 | n.a. | n.a. | n.a. | n.a. | n.a. | n.a. | n.a. | n.a. | n.a. | 7 |

In the fall 2016 press release, an analysis was offered that distinguished differences between Trump and Clinton voters, with Clinton voters generally more economically optimistic than Trump voters. As shown on Table 7b, there are now few large differences between these two groups of voters. The most recent fall 2018 survey showed a 16-point gap regarding rising income, with Clinton voters more likely to say that incomes weren't rising as fast as the cost of living. Trump voters were less likely to cite the high cost of education.

Since fall 2016, the most ideologically charged item showed the greatest difference – whether taxes are too high in relation to the government services provided. This item is essentially a general attitude likely to follow liberal and conservative polarization. It remains a decisive attitudinal difference between the two groups.

In the past, the health care insecurity measure showed the second largest difference, but this stopped being the case in fall 2017 – there was essentially no difference between the two groups in both spring and fall 2018.

**Table 7b: Economic Indicators and Voters'
Presidential Preferences**

| | HRC F '16 | HRC S'17 | HRC F'17 | HRC S'18 | HRC F '18 | DJT F'16 | DJT S'17 | DJT F '17 | DJT S'18 | DJT F'18 | HRC - DJT F '16 | HRC - DJT S'17 | HRC - DJT F'17 | HRC - DJT S'18 | HRC - DJT F'18 |
|--------------------------------------------------------------------------------------------------|--------------|-------------|-------------|-------------|--------------|-------------|-------------|--------------|-------------|-------------|-----------------------|----------------------|----------------------|----------------------|----------------------|
| Taxes are too high in relation to the govt. services provided | 43 | 40 | 36 | 42 | 42 | 79 | 70 | 74 | 76 | 76 | -36 | -30 | -38 | -34 | -34 |
| Unable to afford healthcare or medicine during the last year/HC unavailable/expensive/inadequate | 8 | 12 | 21 | 16 | 35 | 20 | 27 | 18 | 16 | 36 | -12 | -15 | 3 | 0 | -1 |
| Wages or salaries are not rising as fast as the cost of living | 52 | 60 | 46 | 47 | 51 | 61 | 49 | 51 | 46 | 35 | -9 | 11 | -5 | 1 | 16 |
| Hard to afford the cost of education | 34 | 43 | 30 | 34 | 31 | 40 | 31 | 37 | 25 | 22 | -6 | 9 | -7 | 9 | 9 |
| Hard to afford the cost of food and groceries | 26 | 27 | 24 | 18 | 18 | 32 | 30 | 25 | 27 | 22 | -6 | -3 | -1 | -9 | -4 |
| Facing the possibility of unemployment | 12 | 21 | 13 | 10 | 8 | 12 | 17 | 10 | 5 | 7 | 0 | 4 | 3 | 5 | 1 |
| Found a new or better job recently | 9 | 8 | 10 | 9 | 10 | 6 | 15 | 8 | 9 | 11 | 3 | -7 | 2 | 0 | -1 |
| Received a salary increase or other increase in income recently | 31 | 34 | 27 | 44 | 31 | 27 | 37 | 24 | 43 | 38 | 4 | -3 | 3 | 1 | -7 |

Economic Conditions Applying to Individuals/Households – Socio-economic Factors

Table 8 shows the impact of income on the indicators of economic conditions applying to personal circumstances. Dividing the sample of respondents into those earning \$75,000 or less into one group and those earning over \$75,000 into a second group, most desirable outcomes favor the higher income group. The largest differences have been regarding the questions about the costs of food/groceries, healthcare and education. The lower income group clearly struggled more to pay for such expenses. The lower income group was also considerably less likely to have received an increase in income lately. As in the past, the main conclusion remains that lower income households are substantially more susceptible to negative economic conditions. Perhaps due to the increased vulnerability of those in this group, they were not much different in their attitudes about taxes.

Table 8: Income Groups and Economic Indicators

| Condition | Fa '18 Under \$75,000 | Fa '18 \$75,000+ | Under \$75k- Over 75K | | | | |
|---------------------------------------------------------------------|-----------------------------|---------------------|--------------------------|--------|--------|--------|--------|
| | | | Fa '16 | Sp '17 | Fa '17 | Sp '18 | Fa '18 |
| Hard to afford cost of food and groceries* | 35 | 14 | 18 | 32 | 26 | 27 | 21 |
| Unable to afford healthcare or medicine during the last year* | 43 | 29 | 13 | 11 | 26 | 14 | 14 |
| Hard to afford the cost of education* | 38 | 28 | 10 | 5 | 2 | 10 | 10 |
| Taxes are too high in relation to the government services provided* | 57 | 55 | -8 | 8 | -1 | -8 | 2 |
| Wages or salaries are not rising as fast as the cost of living* | 53 | 41 | 9 | 8 | 19 | 11 | 8 |
| Facing the possibility of unemployment* | 8 | 6 | 1 | 12 | 5 | 0 | 2 |
| Found a new or better job recently* | 13 | 12 | 0 | -6 | -3 | 2 | 1 |
| Received a salary increase or other increase in income recently* | 22 | 45 | -12 | -29 | -18 | -10 | -23 |

Note: Desirable outcomes are bolded. *=p<.01

Agreement with Statements About Federal, State and Local Issues

A section of the questionnaire focused on either specific proposals, statements or actions relevant to the country, state or county. Respondents were asked to express their support or opposition to each statement that was presented to them.

Table 9 presents four questions focused more on the national level. Support was greatest (59 percent support) for the idea that US Supreme Court justices should be subject to the same mandatory retirement age as Maryland’s judges: 70 years of age. A majority (53 percent) opposed the nomination of Brett Kavanaugh for the Supreme Court. Pluralities supported the trade agreement between the US, Mexico and Canada favored by President Trump (48 percent) and opposed the EPA decision to ease restrictions on using coal for electricity.

Table 9: Statements–Support for National Statements or Proposals

| | Support | Oppose | Unsure/NA |
|-----------------------------------------------------------------------------------------------------------|---------|--------|-----------|
| The federal EPA decision to ease restrictions on using coal for electricity | 36 | 49 | 15 |
| The nomination of Brett Kavanaugh for the US Supreme Court | 43 | 53 | 5 |
| Imposing a mandatory retirement age for US Supreme Court justices as currently exists for Maryland judges | 59 | 24 | 17 |
| The trade agreement between the US, Mexico and Canada favored by President Trump | 48 | 22 | 30 |

Note: Only the first question about the EPA appears on both the online and telephone surveys. The other three questions were only presented to online survey respondents (N=295).

Table 10 shows the results for these questions by gender and party. Men were more conservative on every issue: more inclined to support the EPA decision about coal, the nomination of Brett Kavanaugh, and the trade agreement favored by Trump. They were also less likely to support a mandatory retirement age for Supreme Court justices. Republicans were much more likely than men in general to support conservative stances; Democrats more likely than women to support liberal stances.

Table 10: Support for National Statements or Proposals

| | Overall | Dems | Reps | Unaffil. | Men | Women |
|-----------------------------------------------------------------------------------------------------------|---------|------|------|----------|-----|-------|
| The federal EPA decision to ease restrictions on using coal for electricity | 36 | 14 | 64 | 31 | 40 | 31 |
| The nomination of Brett Kavanaugh for the US Supreme Court | 43 | 10 | 82 | 47 | 56 | 29 |
| Imposing a mandatory retirement age for US Supreme Court justices as currently exists for Maryland judges | 59 | 64 | 56 | 54 | 52 | 65 |
| The trade agreement between the US, Mexico and Canada favored by President Trump | 48 | 18 | 83 | 57 | 58 | 36 |

At the state level (see Table 10a), respondents were likely to support the “lockbox” idea – keeping casino revenue focused on education spending – in this case as a supplement to mandatory spending for “maintenance of effort” rather than contributing to it. They were even willing to support it when presented with the idea that it might require a tax hike or a decrease in unnamed other services. These results highlight the generally high priority placed by citizens on education funding.

Table 10a: Statements–Support for State Statements or Proposals

| | Support | Oppose | Unsure/DK |
|-----------------------------------------------------------------------------------------------------------------------------------------------------------|----------------|---------------|------------------|
| Increasing tolls on the Chesapeake Bay Bridge during peak summer hours to avoid traffic jams | 31 | 61 | 8 |
| An amendment to Maryland’s constitution that limits the use of casino money only for education, possibly resulting in cuts in other services or tax hikes | 51 | 33 | 16 |
| Expanding Maryland’s laws that allow family members, law enforcement and others to seek a court order to temporarily prohibit access to firearms | 56 | 21 | 23 |

Applying the same gender and party variables results shows how such cleavages impact perceptions of state issues (see Table 10b). Democrats were predictably more liberal on each issue: more willing to accept higher tolls on the Chesapeake Bay Bridge, more willing to funnel money to education, and favorable to court orders limiting access to firearms.

Women were more liberal than men only on the limitation to firearms. Otherwise, they were slightly less favorable than men to bridge tolls and casino money for education.

Table 10b: Support for State Statements or Proposals by Party and Gender

| | Overall | Dems | Reps | Unaffil. | Men | Women |
|-----------------------------------------------------------------------------------------------------------------------------------------------------------|----------------|-------------|-------------|-----------------|------------|--------------|
| Increasing tolls on the Chesapeake Bay Bridge during peak summer hours to avoid traffic jams | 31 | 37 | 23 | 30 | 32 | 28 |
| An amendment to Maryland’s constitution that limits the use of casino money only for education, possibly resulting in cuts in other services or tax hikes | 51 | 61 | 42 | 52 | 53 | 50 |
| Expanding Maryland’s laws that allow family members, law enforcement and others to seek a court order to temporarily prohibit access to firearms | 56 | 70 | 43 | 60 | 50 | 63 |

County questions focused on political contributions, school redistricting and a resolution intended to limit women’s access to abortion (see Table 10c). In addition, there was a separate question that asked whether school teacher starting salaries should be higher than the current \$46,000. This point, along with two others received significant majorities: higher teacher starting salaries was advocated by 77 percent; the idea that candidates should not receive political contributions from developers with projects pending approval before the county was favored by 64 percent; and a “county council resolution intended to limit women’s access to abortion” was *opposed* by a 75 percent majority.

Table 10c: Statements–Support for County Statements or Proposals

| | Support | Oppose | Unsure/DK |
|---------------------------------------------------------------------------------------------------------------------------------------|-----------|---------|--------------------|
| Candidates who refuse political contributions from developers with projects pending approval before the county | 64 | 21 | 15 |
| Using school redistricting to reduce racial disparities among county schools | 39 | 47 | 15 |
| A county council resolution intended to limit women’s access to abortion | 17 | 75 | 9 |
| A starting county teacher earns about \$46,000 per year plus health and pension benefits – should this be higher, lower or unchanged? | 77 higher | 3 lower | 22 unchanged, 5 NA |

Table 10d compares the overall results with those by party and gender. The statement regarding the refusal by candidates to accept contributions from developers with projects pending before the county was supported regardless of party and gender – it was apparently perceived to be a “good government” measure without obvious liberal/conservative dimensions.

This was not true of the other two support/oppose statements – at least to some degree. The idea of using school redistricting to reduce racial disparities among county schools was clearly a partisan issue as 53 percent of Democrats supported it, while only 20 percent of Republicans did. There was no difference by gender: in this case, women were *not* more liberal than men.

The county council resolution presented by Councilman Mike Peroutka specifically “recognizes ‘preborn’ children as human and deserving of protection” and “required the county health department file an annual report on abortions within the county and the ‘emotional’ effects of the procedure.”⁷ County Executive Steve Schuh favored the resolution that was eventually voted down on a 4-3 council vote.⁸

Table 10d: Statements – Support for County Statements or Proposals by Party and Gender

| | Overall | Dems | Reps | Unaffil. | Men | Women |
|--------------------------------------------------------------------------------------------------------------------------------------------------------|---------|------|------|----------|-----|-------|
| Candidates who refuse political contributions from developers with projects pending approval before the county | 64 | 68 | 62 | 62 | 64 | 64 |
| Using school redistricting to reduce racial disparities among county schools | 39 | 53 | 20 | 45 | 39 | 40 |
| A county council resolution intended to limit women’s access to abortion | 17 | 3 | 30 | 17 | 20 | 13 |
| A starting county teacher earns about \$46,000 per year plus health and pension benefits – should this be higher, lower or unchanged? (% higher shown) | 77 | 87 | 59 | 59 | 68 | 73 |

Only 3 percent of Democrats supported the statement as it was presented in the survey – Republicans were ten times more likely to support (30 percent). Women were considerably less likely to

⁷ See the discussion of this topic in The Capital newspaper: <http://www.capitalgazette.com/news/government/ac-cn-council-meeting-0905-story.html>

⁸ See <http://www.capitalgazette.com/news/government/ac-cn-personhood-amendment-0831-story.html>

support it (13 percent) than men (20 percent), but in the end, the idea of having the council intervene on abortion matters was not supported by a majority of any group.

Regarding the starting salary of school teachers, there was a Democratic bias on this issue, with 87 percent of Democrats favoring higher starting salaries compared to 59 percent of Republicans. There was also some difference between men (68 percent) and women (73 percent), but it was not especially large.

AACC Cable Station

The survey included a section that focused on the community college’s cable television channel. The first question asked whether respondents were aware that the college had such a station. Only 42 percent said that had such awareness while 56 percent did not.

The next section asked whether certain types of programming would be “interesting to you.” Table 11 shows that “local events coverage” was the most interesting type of programming favored by respondents (77 percent saying “interesting”), followed by invited speaker presentations (74 percent) and “programs showcasing arts or music involving students or faculty” (71 percent).

Table 11: Programming Interest Ranked by Percentage Saying “Interesting”

| Programming | Interesting | Not interesting | No ans. |
|-----------------------------------------------------------------|--------------------|------------------------|----------------|
| Local events coverage | 77 | 21 | 2 |
| Invited speaker presentations | 74 | 23 | 4 |
| Programs showcasing arts or music involving students or faculty | 71 | 27 | 2 |
| Information about the college itself | 59 | 39 | 3 |
| Student presentations | 58 | 39 | 3 |
| College sporting events | 54 | 45 | 2 |
| Faculty presentations | 47 | 50 | 4 |

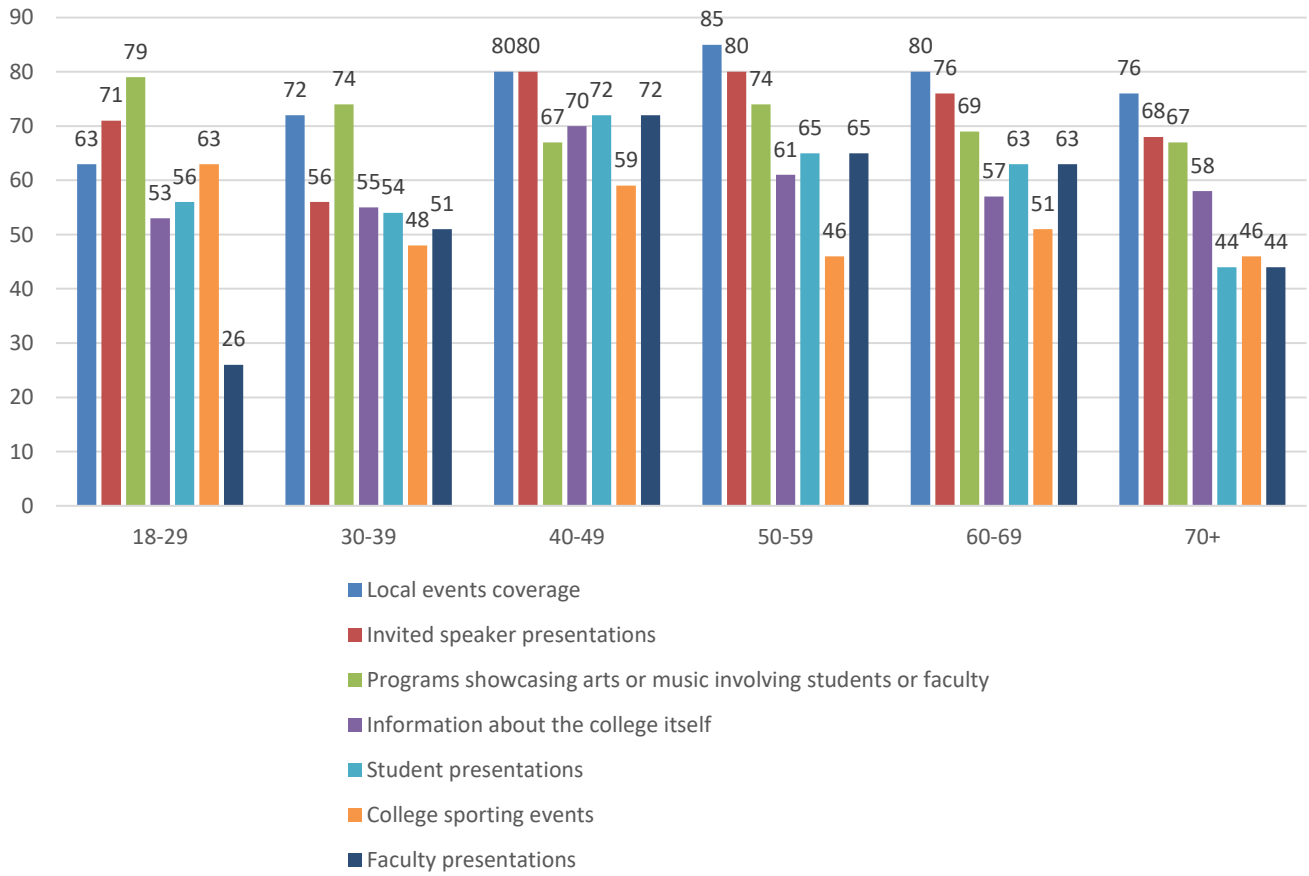
Asked what time of the day respondents would be most inclined to watch AACC programming, a majority (53 percent) said evenings, while 11 percent said either morning or afternoon. Another 21 percent admitted that they were unlikely to watch at any time.

Table 11a shows that younger people were the least likely to be aware of the college’s television programming. They were also least in favor of watching faculty presentations – that being perhaps too similar to what they are already experiencing by attending classes.

Table 11a: Programming Interest by Age (Percent Saying “Interested”)

| Programming | 18-29 | 30-39 | 40-49 | 50-59 | 60-69 | 70+ | Overall |
|-----------------------------------------------------------------|-------|-------|-------|-------|-------|-----|---------|
| Know about channel (yes) | 23 | 43 | 46 | 51 | 44 | 42 | 42 |
| Local events coverage | 63 | 72 | 80 | 85 | 80 | 76 | 77 |
| Invited speaker presentations | 71 | 56 | 80 | 80 | 76 | 68 | 74 |
| Programs showcasing arts or music involving students or faculty | 79 | 74 | 67 | 74 | 69 | 67 | 71 |
| Information about the college itself | 53 | 55 | 70 | 61 | 57 | 58 | 59 |
| Student presentations | 56 | 54 | 72 | 65 | 63 | 44 | 58 |
| College sporting events | 63 | 48 | 59 | 46 | 51 | 46 | 54 |
| Faculty presentations | 26 | 51 | 72 | 65 | 63 | 44 | 47 |

Graph 7: College Programming by Age Group



Graph 7 shows programming preferences by age group. While the exact order of preference may vary somewhat by age group, it is clear that local events coverage, invited speaker presentations, and programs showcasing arts or music involving students or faculty held universal appeal.

County: How Well has It Dealt with Issues

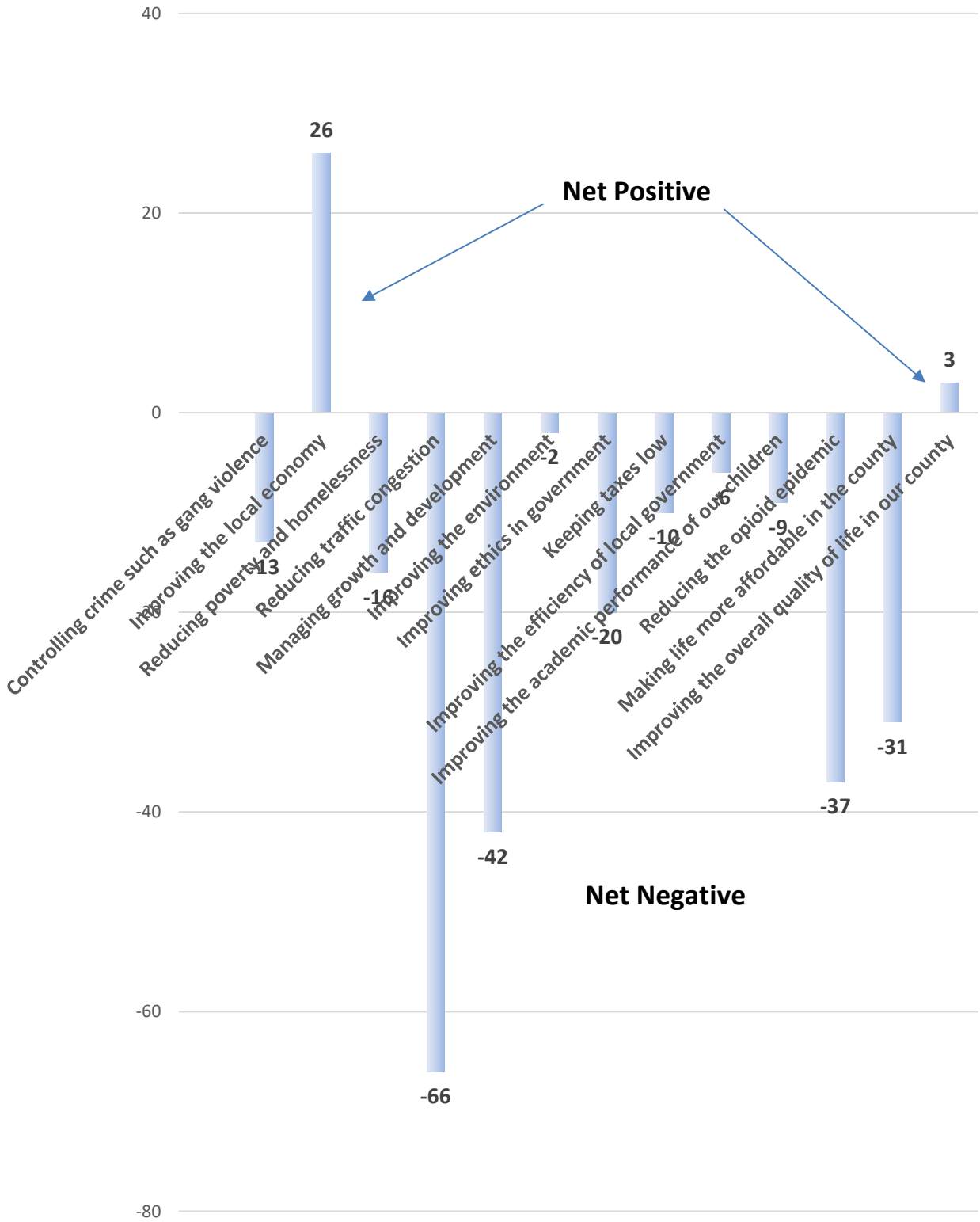
A section of the questionnaire asked respondents to say how well the county has dealt with certain issues “over the last few years.” Individuals were to say whether an issue had “gotten better, stayed about the same, or gotten worse” (see Table 12).

Table 12: Has an Issue Gotten Better, Stayed Same, Gotten Worse Over the Last Few Years

| Issues | Gotten better | Stayed about the same | Gotten worse | Unsure/ NA |
|-----------------------------------------------------|---------------|-----------------------|--------------|------------|
| Controlling crime such as gang violence | 18 | 37 | 31 | 15 |
| Improving the local economy | 37 | 44 | 11 | 8 |
| Reducing poverty and homelessness | 12 | 43 | 28 | 17 |
| Reducing traffic congestion | 5 | 21 | 71 | 3 |
| Managing growth and development | 13 | 25 | 55 | 7 |
| Improving the environment | 24 | 42 | 26 | 8 |
| Improving ethics in government | 16 | 36 | 36 | 12 |
| Keeping taxes low | 16 | 51 | 26 | 7 |
| Improving the efficiency of local government | 15 | 48 | 21 | 16 |
| Improving the academic performance of our children | 19 | 39 | 28 | 14 |
| Reducing the opioid epidemic | 15 | 21 | 52 | 12 |
| Making life more affordable in the county | 9 | 43 | 40 | 8 |
| Improving the overall quality of life in our county | 21 | 55 | 18 | 6 |

Graph 8 subtracts the “gotten worse” percentage from the “gotten better” one to highlight perceived gaps in improvement of a condition/issue. Clearly the major success story is in regard to “improving the local economy” which had a positive score of 26 points. The only other positive value was “improving the overall quality of life in our county” (3 points). At the other extreme, four issues seemed the least likely to show improvement: reducing traffic congestion (-66), management growth and development (-42), reducing the opioid epidemic (-37) and making life more affordable in the county (-31).

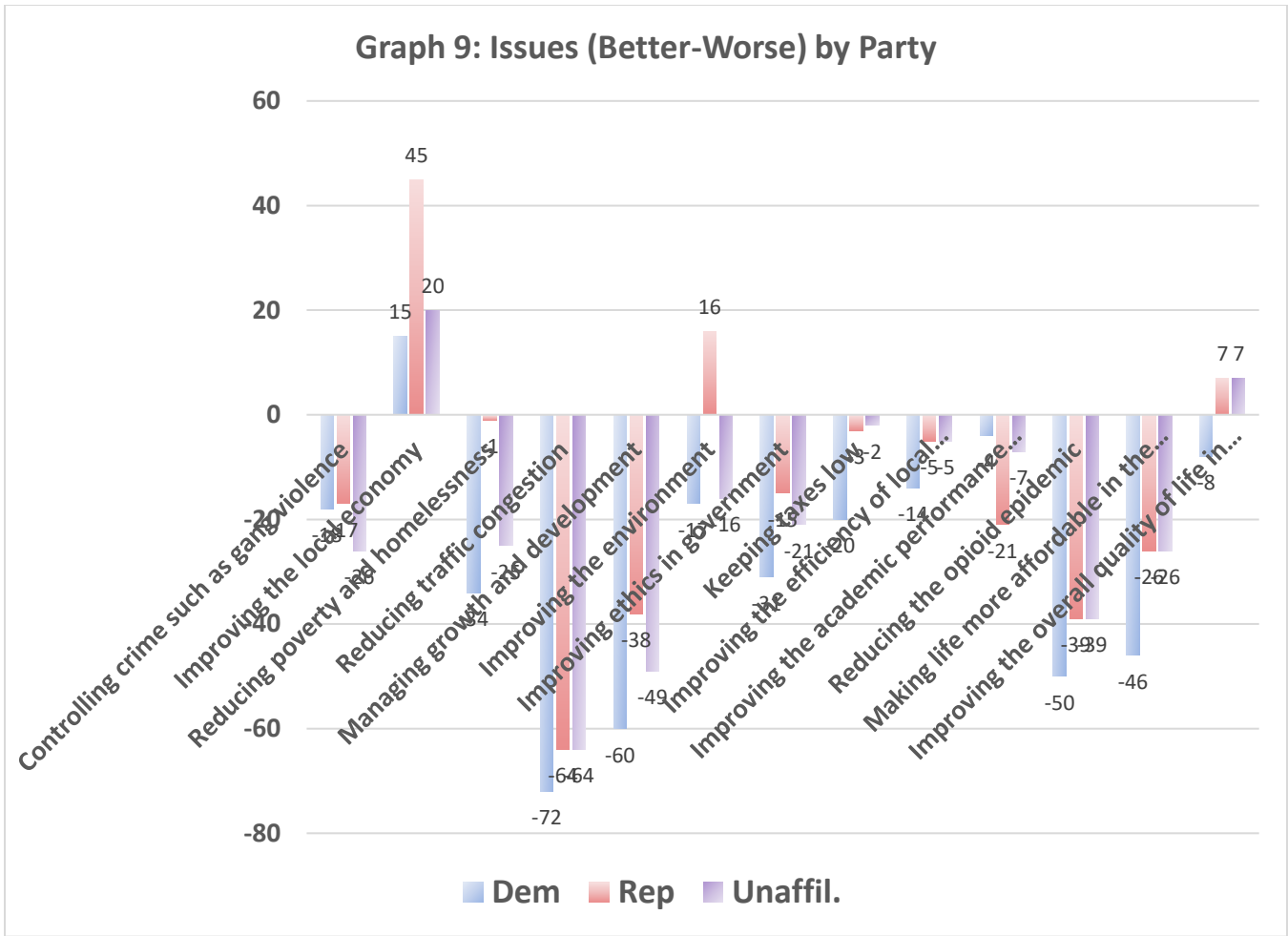
Graph 8: Issue change - Better-Worse



The perception of improvement (better-worse) is presented in Table 12a by party and gender. Graph 9 depicts just the outcomes among those registered as Democratic, Republican or unaffiliated. The graph illustrates that there were areas in which party differences were relatively muted: controlling crime or reducing traffic congestion. In many other areas there were more visible differences. For example, Republicans were much more likely to see improvements in the local economy and the environment. They were much less negative about reducing poverty and homelessness, managing growth and development, improving ethics in government, and making the county more affordable. Unaffiliated individuals occasionally sided closer to the Democratic side – improving the economy, reducing poverty and homelessness, managing growth and development, improving academic performance, and improving the environment. At other times, they were closer to the Republican side – improving ethics, keeping taxes low, improving the efficiency of local government, reducing the opioid epidemic, making life more affordable and improving the quality of life overall.

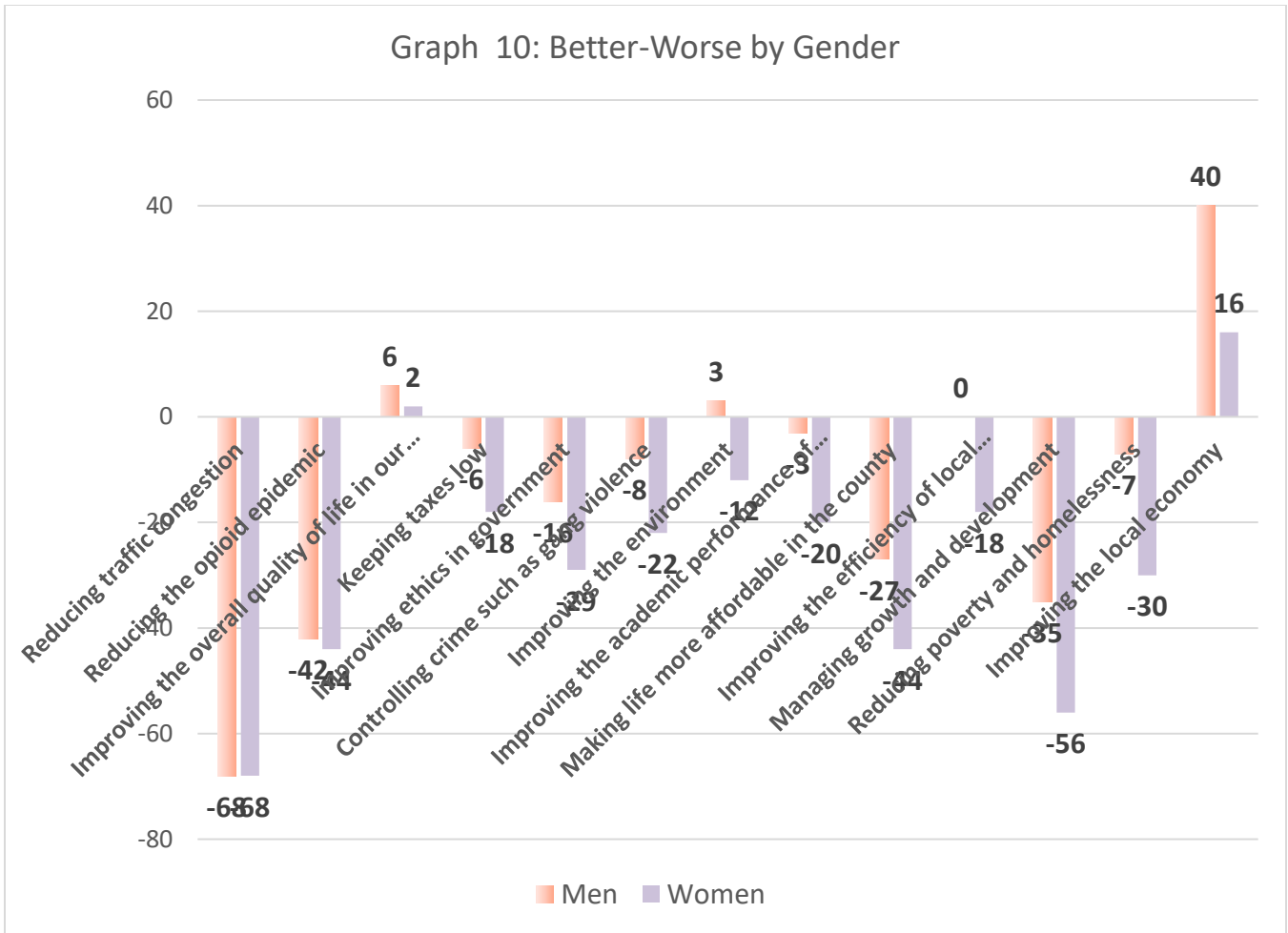
Table 12a: Percentage Better-Worse by Party and Gender

| Issues | Overall | Dem | Rep | Unaffil. | Men | Women |
|-----------------------------------------------------|---------|-----|-----|----------|-----|-------|
| Controlling crime such as gang violence | -13 | -18 | -17 | -26 | -8 | -22 |
| Improving the local economy | 26 | 15 | 45 | 20 | 40 | 16 |
| Reducing poverty and homelessness | -16 | -34 | -1 | -25 | -7 | -30 |
| Reducing traffic congestion | -66 | -72 | -64 | -64 | -68 | -68 |
| Managing growth and development | -42 | -60 | -38 | -49 | -35 | -56 |
| Improving the environment | -2 | -17 | 16 | -16 | 3 | -12 |
| Improving ethics in government | -20 | -31 | -15 | -21 | -16 | -29 |
| Keeping taxes low | -10 | -20 | -3 | -2 | -6 | -18 |
| Improving the efficiency of local government | -6 | -14 | -5 | -5 | 0 | -18 |
| Improving the academic performance of our children | -9 | -4 | -21 | -7 | -3 | -20 |
| Reducing the opioid epidemic | -37 | -50 | -39 | -39 | -42 | -44 |
| Making life more affordable in the county | -31 | -46 | -26 | -26 | -27 | -44 |
| Improving the overall quality of life in our county | 3 | -8 | 7 | 7 | 6 | 2 |



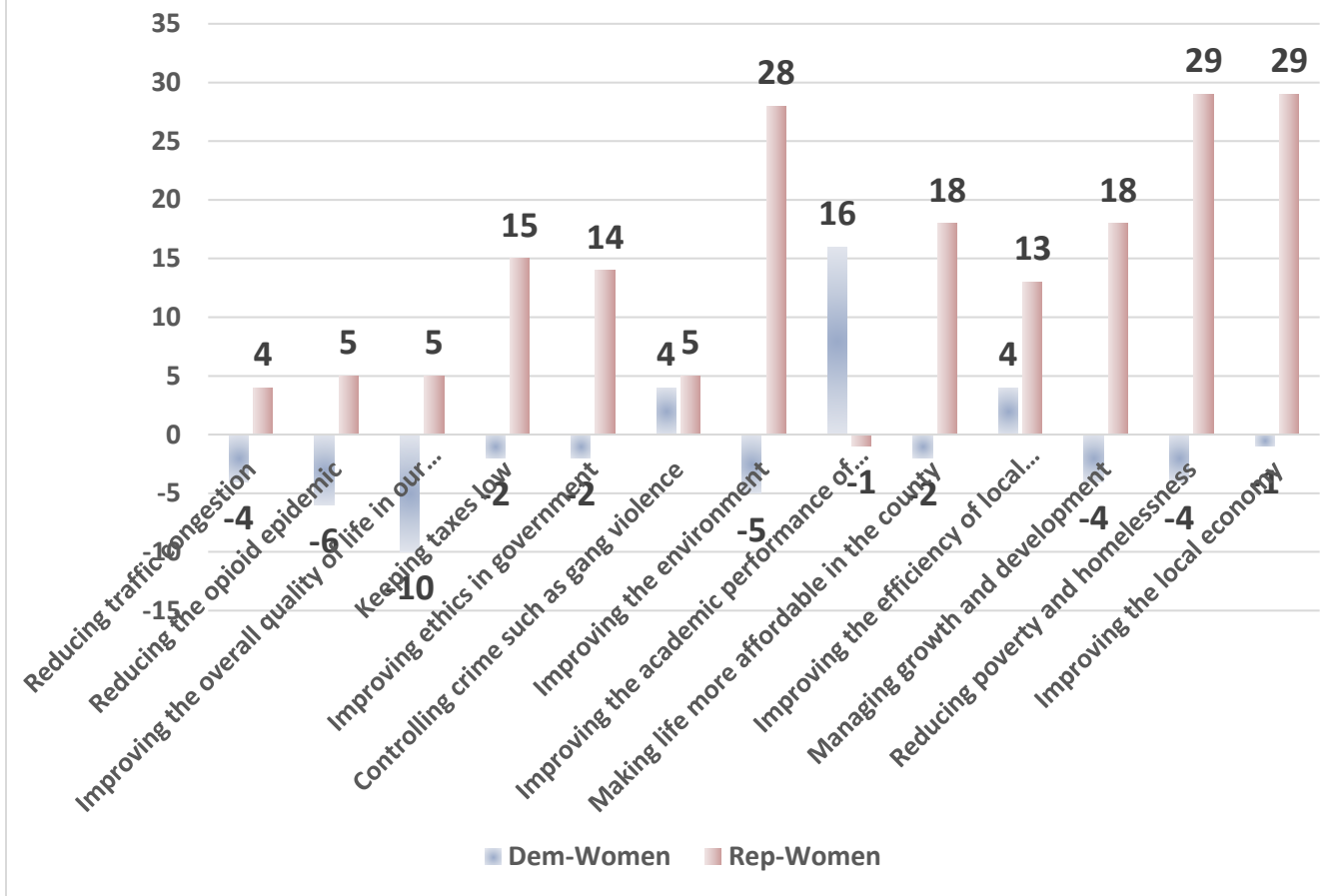
Graph 10 ranks the items from left to right based on the size of the difference in “better-worse” scores. There were relatively small differences regarding reducing traffic congestion, reducing the opioid epidemic, or improving the overall quality of life in the county.

By contrast, all other items showed more significant differences ranging from a 12-point difference regarding keeping taxes low to a 24 point difference regarding improving the local economy. In virtually all these cases, women were consistently less optimistic and more critical of the amount of improvement that had been obtained.



Graph 11 offers a different visualization focusing on party and women. The alignment of women with Democratic positions is consistent and only involves major differences about improving academic performance improvement and overall improvement in quality of life where women align their perceptions more closely to Republican ones. By contrast, huge gaps are seen regarding keeping taxes low, government ethics, making the county affordable, growth and development, poverty and homelessness as well as improving the local economy. Thus, while the liberal/partisan slant among women is not complete, it is very strong.

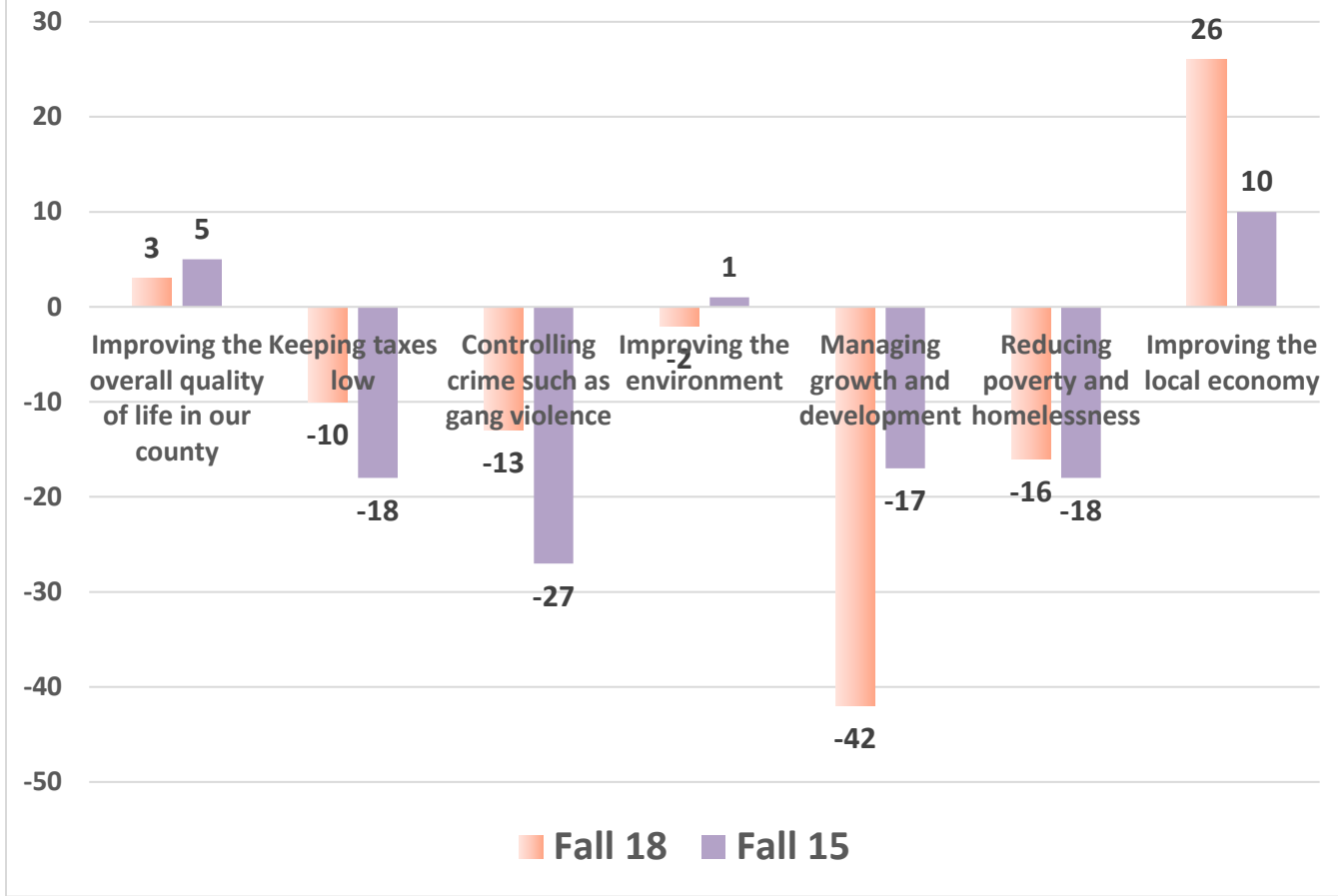
Graph11: Better-Worse, Differences between Parties and Women



Some of the questions included in fall 2018 were identical or very similar to questions asked in fall 2015. By comparing these “better-worse” scores it is possible to identify areas of improvement or decay. Graph 12 shows the comparison.

There were improvements in keeping taxes low, improving the local economy and controlling crime. However, the largest gap between the fall 2015 and fall 2018 surveys was regarding managing growth and development. This issue area stands out as the major area for which residents feel that the quality of life has not improved.

Graph 12: Better-Worse Fall 2018 vs. Fall 2015



Presidential Voting Choices in November 2016

Tables 13, 13a and 13b show the percentages voting for Clinton, Trump, someone else, didn't vote or wouldn't give an answer over the last three surveys. These are listed for the entire sample as well as by party and ideology.

Table 13: Presidential Vote by Party and Ideology, Fall 2017

| | Overall | Liberal | Moderate | Conservative | Democrats | Republicans | Unaffiliated |
|--------------|---------|---------|----------|--------------|-----------|-------------|--------------|
| Clinton | 37 | 79 | 38 | 3 | 67 | 9 | 36 |
| Trump | 37 | 0 | 30 | 80 | 12 | 73 | 21 |
| Someone else | 9 | 3 | 15 | 5 | 8 | 9 | 16 |
| Didn't vote | 12 | 16 | 12 | 7 | 9 | 7 | 23 |
| NA/DK | 5 | 3 | 5 | 4 | 4 | 4 | 5 |
| Total | 100 | 101 | 100 | 99 | 100 | 101 | 101 |

Table 13a: Presidential Vote by Party and Ideology, Spring 2018

| | Overall | Liberal | Moderate | Conservative | Democrats | Republicans | Unaffiliated |
|--------------|---------|---------|----------|--------------|-----------|-------------|--------------|
| Clinton | 36 | 72 | 38 | 6 | 66 | 7 | 30 |
| Trump | 39 | 5 | 32 | 78 | 15 | 73 | 32 |
| Someone else | 8 | 7 | 12 | 5 | 7 | 8 | 13 |
| Didn't vote | 11 | 14 | 13 | 5 | 7 | 9 | 11 |
| NA/DK | 6 | 3 | 6 | 7 | 4 | 3 | 13 |
| Total | 100 | 101 | 100 | 99 | 100 | 101 | 101 |

Table 13b: Presidential Vote by Party and Ideology, Fall 2018

| | Overall | Liberal | Moderate | Conservative | Democrats | Republicans | Unaffiliated |
|--------------|---------|---------|----------|--------------|-----------|-------------|--------------|
| Clinton | 39 | 79 | 46 | 9 | 76 | 6 | 30 |
| Trump | 38 | 4 | 25 | 77 | 9 | 72 | 33 |
| Someone else | 8 | 3 | 13 | 5 | 5 | 13 | 6 |
| Didn't vote | 11 | 14 | 10 | 6 | 9 | 6 | 19 |
| NA/DK | 3 | 0 | 5 | 4 | 1 | 3 | 13 |
| Total | 99 | 100 | 99 | 101 | 100 | 100 | 101 |

The most recent cross-tabulation shows more Democrats recalling their vote in November 2016 as being for Clinton rather than Trump than was true in the past (see Table 13b). This same tendency was indicated among ideological moderates as well. By contrast, there were few changes in the conservative or Republican recollections – perhaps indicating a softening of support for Trump among some who might have voted for him a couple of years ago.

The fall 2018 survey asked respondents to indicate their party registration but also to say whether they were “strong, somewhat strong, or not very strong” Democrats or Republicans. Table 13c shows the relationship between this nuanced question and both the Trump vote as well as ideological self-identity.

Table 13c: Party Strength by Presidential Vote and Ideology, Fall 2018

| | Strong Dem | Somewhat Strong Dem | Not Strong Dem | Strong Rep | Somewhat Strong Rep | Not Strong Rep | Unaffil Lean D | Unaffil Lean R |
|--------------|-------------------|----------------------------|-----------------------|-------------------|----------------------------|-----------------------|-----------------------|-----------------------|
| Clinton | 90 | 85 | 25 | 0 | 2 | 19 | 71 | 2 |
| Trump | 3 | 1 | 46 | 96 | 67 | 35 | 8 | 69 |
| Someone else | 1 | 5 | 16 | 1 | 15 | 38 | 10 | 0 |
| Didn't vote | 6 | 7 | 13 | 3 | 13 | 2 | 9 | 10 |
| NA/DK | 0 | 1 | 1 | 0 | 4 | 6 | 3 | 19 |
| Total | 100 | 99 | 101 | 100 | 99 | 100 | 101 | 100 |
| Liberal | 65 | 27 | 13 | 2 | 0 | 18 | 45 | 5 |
| Moderate | 29 | 59 | 46 | 12 | 39 | 62 | 55 | 45 |
| Conservative | 5 | 10 | 29 | 85 | 60 | 28 | 0 | 50 |
| Unsure/DK | 2 | 4 | 13 | 1 | 2 | 0 | 0 | 0 |

Table 13c provides numerous insights into the relationship between the strength of party affiliation and the tendency to defect by voting for the other party's candidate as well as a change in underlying ideological inclination.

For Democrats, there are no significant differences in behavior among strong and somewhat strong Democrats: both groups were solidly behind Clinton and did not defect to Trump. However, among "not strong Democrats," a plurality (46 percent) voted for Trump over Clinton (25 percent) or claimed to have voted for someone else or not voted at all.

There were clear ideological differences between strong and somewhat strong Democrats, with the latter much more likely to identify as "moderate" (59 percent) rather than liberal (27 percent) in sharp contrast to strong Democrats (29/65 percent). Among not strong Democrats, a majority were either moderates (46 percent) or liberals (13 percent), but over one-quarter (29 percent) identified as conservatives. Another 13 percent did not clearly offer an answer to the ideological self-identification question. There were some similarities between not strong Democrats and not strong Republicans – both had nearly identical percentages of conservatives and liberals, while the not strong Republicans were more likely to say "moderate" in contrast to the not strong Democrats who demurred about ideology more often.

For Republicans, there was a much strong propensity for strong Republicans to identify as conservatives (85 percent) compared to strong Democrats' likelihood to identify as liberals (65 percent). Even among somewhat strong Republicans, a full 60 percent identified as conservative rather than moderate (59 percent of somewhat strong Democrats identified as moderates not liberal). This finding indicates that the center of gravity within the Republican Party is much more likely to be grounded in conservatism than is the Democratic Party's likelihood to be grounded in liberalism.

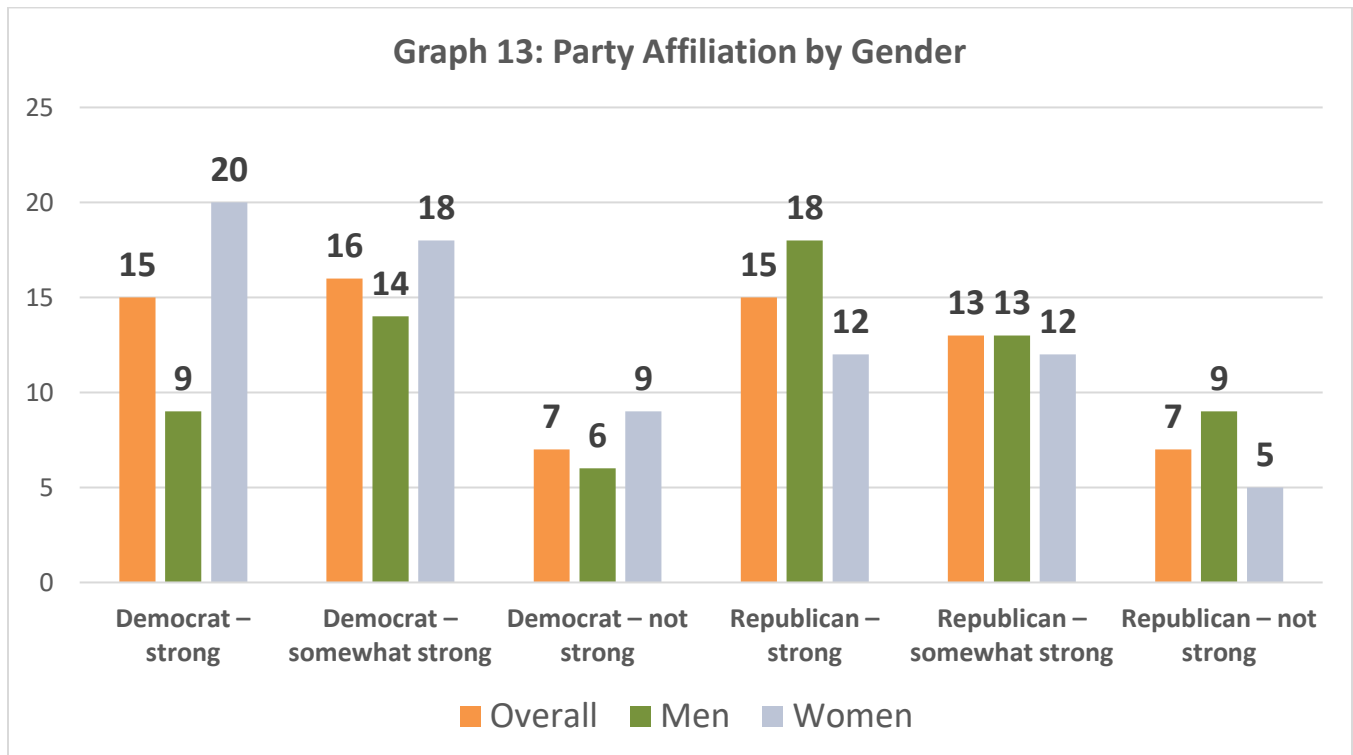
Unaffiliated voters were asked whether they were "leaning toward Democratic or Republican candidates at this time." The finding reveals that unaffiliated voters were unaffiliated in name only: those leaning to Democratic candidates at this time were overwhelmingly likely to have voted for Clinton, with the reverse being the case for those leaning to Republican candidates.

When looking at gender and prior voting or the strength of party affiliation, Table 13d shows that women were more likely to be Democrats, lean more to the liberal side and have voted for Clinton in 2016. Ideologically, the sharpest differences were at the extremes: 40 percent of men were conservatives (vs. 27 percent of women); 27 percent of women were liberal (vs. 13 percent of men). There was almost no difference in the percentages of moderates.

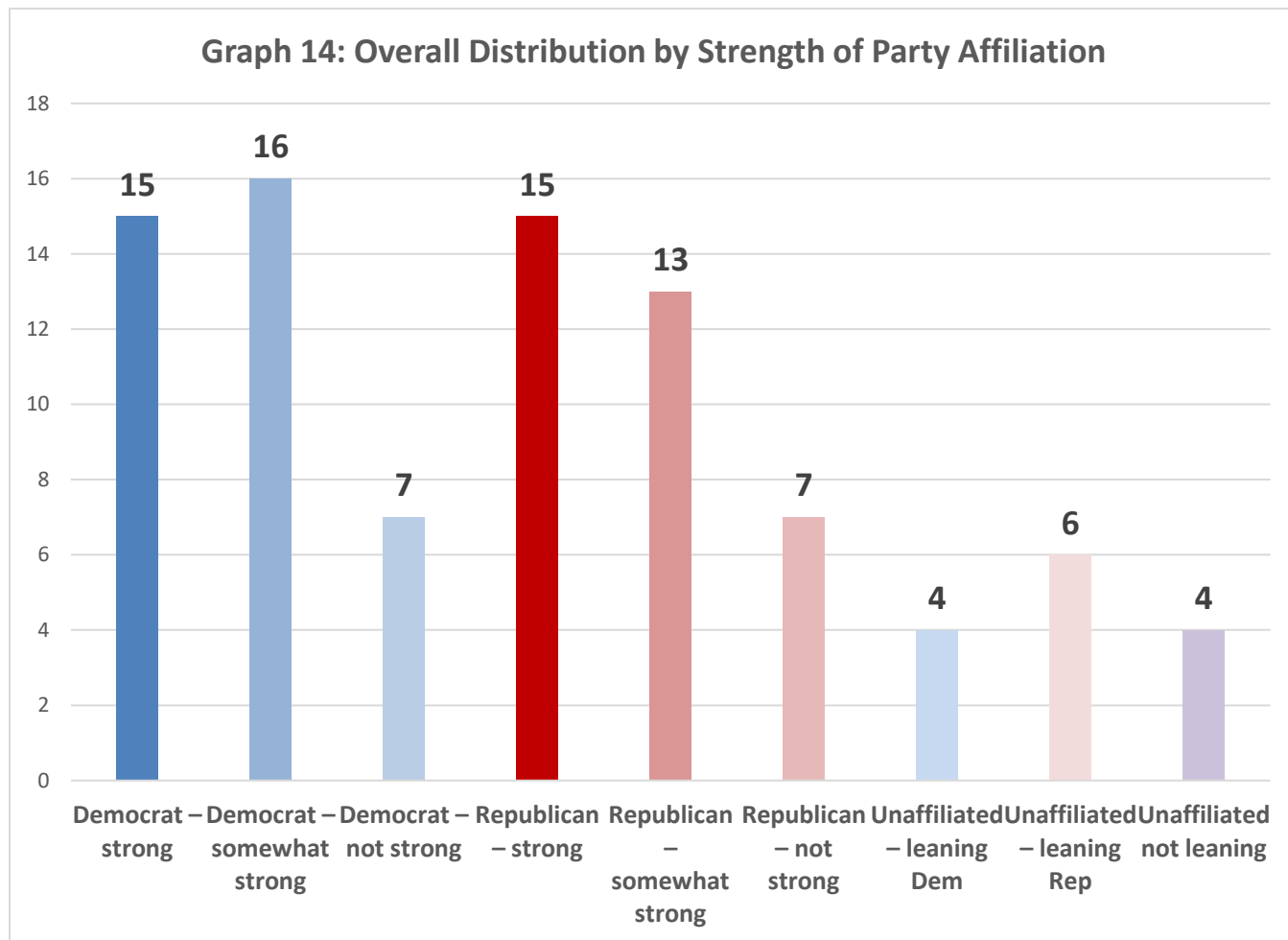
Table 13d: Party Strength, Presidential Vote and Ideology by Gender, Fall 2018

| | Overall | Men | Women |
|------------------------------|---------|-----|-------|
| Clinton | 39 | 32 | 48 |
| Trump | 38 | 44 | 32 |
| Someone else | 8 | 9 | 7 |
| Didn't vote | 11 | 10 | 10 |
| NA/DK | 3 | 4 | 3 |
| Total | 99 | 99 | 100 |
| Liberal | 20 | 13 | 27 |
| Moderate | 42 | 43 | 41 |
| Conservative | 34 | 40 | 27 |
| Unsure/DK | 5 | 4 | 5 |
| Democrat – strong | 15 | 9 | 20 |
| Democrat – somewhat strong | 16 | 14 | 18 |
| Democrat – not strong | 7 | 6 | 9 |
| Republican – strong | 15 | 18 | 12 |
| Republican – somewhat strong | 13 | 13 | 12 |
| Republican – not strong | 7 | 9 | 5 |
| Unaffiliated – leaning Dem | 4 | 3 | 4 |
| Unaffiliated – leaning Rep | 6 | 8 | 5 |
| Unaffiliated not leaning | 4 | 5 | 4 |

Regarding party affiliation, women were more than twice as likely to be strong Democrats (20 vs. 9 percent); they were about one-third less likely to be strong Republicans (12 vs. 18 percent). These partisan differences are illustrated in Graph 13.



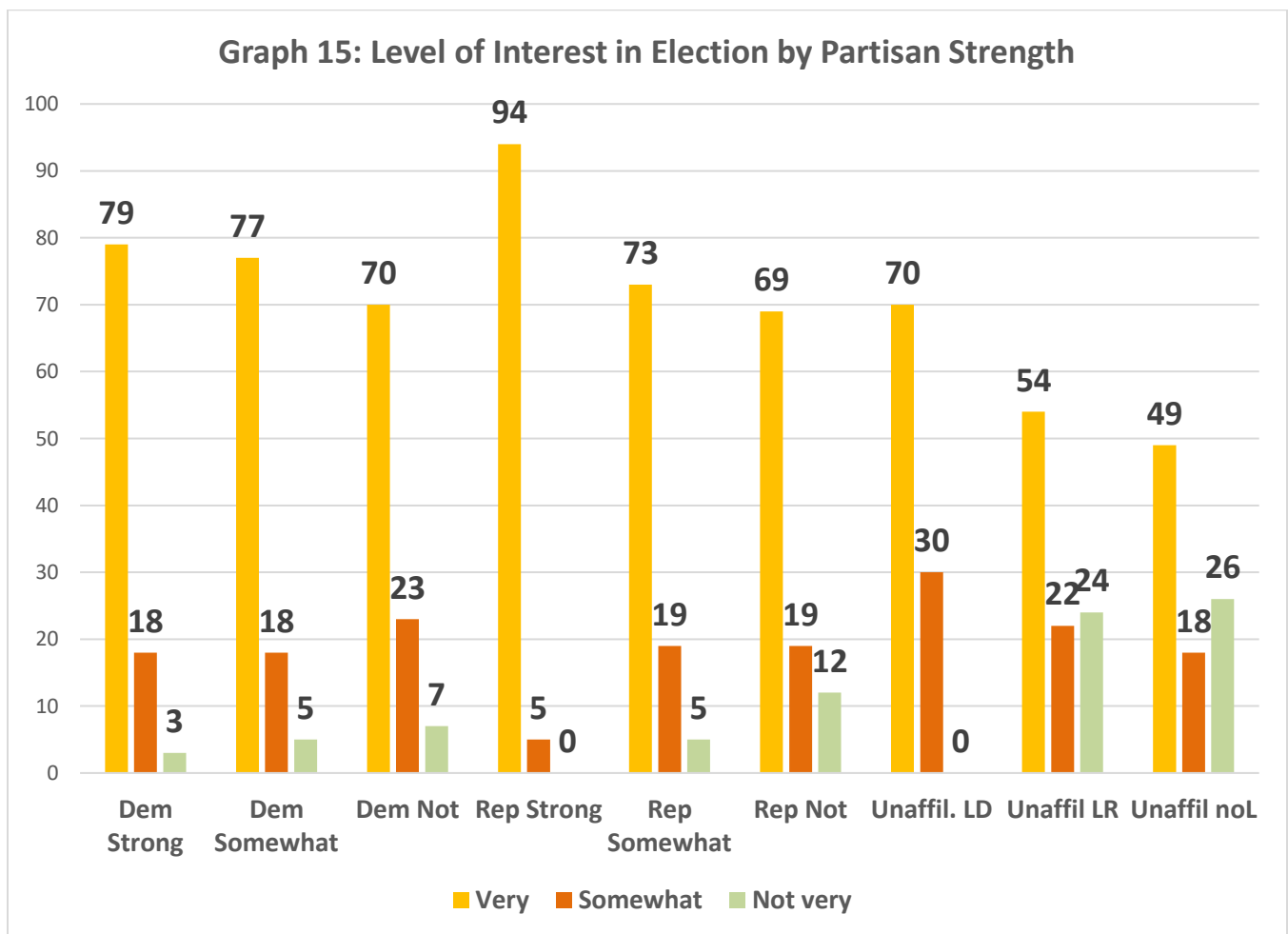
Graph 14 shows the overall distribution of respondents by the strength of party affiliation. The chart shows that both parties start with the same proportion of “strong” partisans: 15 percent of the electorate. Democrats have a slightly larger percentage of “somewhat strong” voters while having an equal number of “not so strong” Democrats as there were Republicans. The small Democratic advantage is offset to nearly an equal degree by the slight advantage of Republicans among unaffiliated voters. This shows that elections in Anne Arundel County are determined by turnout – and the underlying appeal of the candidates to the weakest partisans.



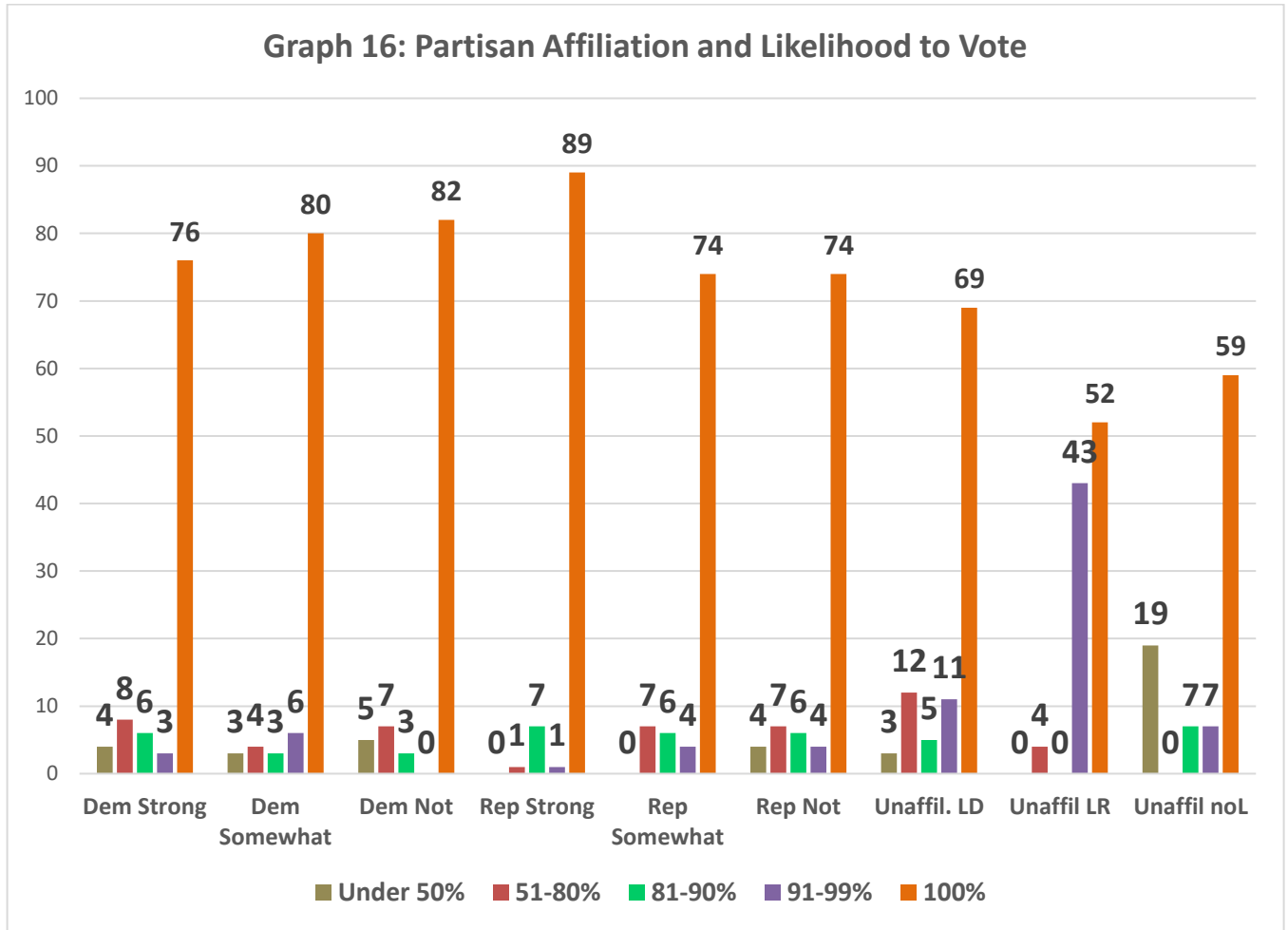
Voting Choices in 2018

The survey contained numerous questions related to the November 2018 elections. The first was about the level of election interest expressed by respondents. Most respondents (73 percent) claimed to be “very interested” while only 18 percent said “somewhat” or not very interested (8 percent). Looking at the partisanship of these respondents helps to show the level of political intensity on either side of the political divide.

Graph 15 shows the relationship between party affiliation and level of interest. The sharpest difference is between strong Republicans – who appear intensely mobilized at 94 percent “very interested” compared to strong Democrats – only 79 percent of whom also specified very interested. There was a slightly higher percentage of somewhat strong Democrats with high interest (77 percent) vs. somewhat strong Republicans (73 percent) partly offsetting the Republican advantage, which was also slightly offset by a high level of interest among unaffiliated leaning Democratic voters.



Looking at the same party affiliation strength with likelihood of voting (Graph 16) reveals a similar picture: strong Republicans (89 percent) are the most likely voting block and much more likely to vote than strong Democrats (76 percent). In fact, the most likely Democratic voters are the ones most likely to defect: the not so strong Democrats (82 percent). As before, this disparity between strong Republicans and Democrats is partly offset by a higher likelihood to vote among unaffiliated Democratic leaners. Overall, 79 percent of voters said that they were at least 91 percent likely to vote.



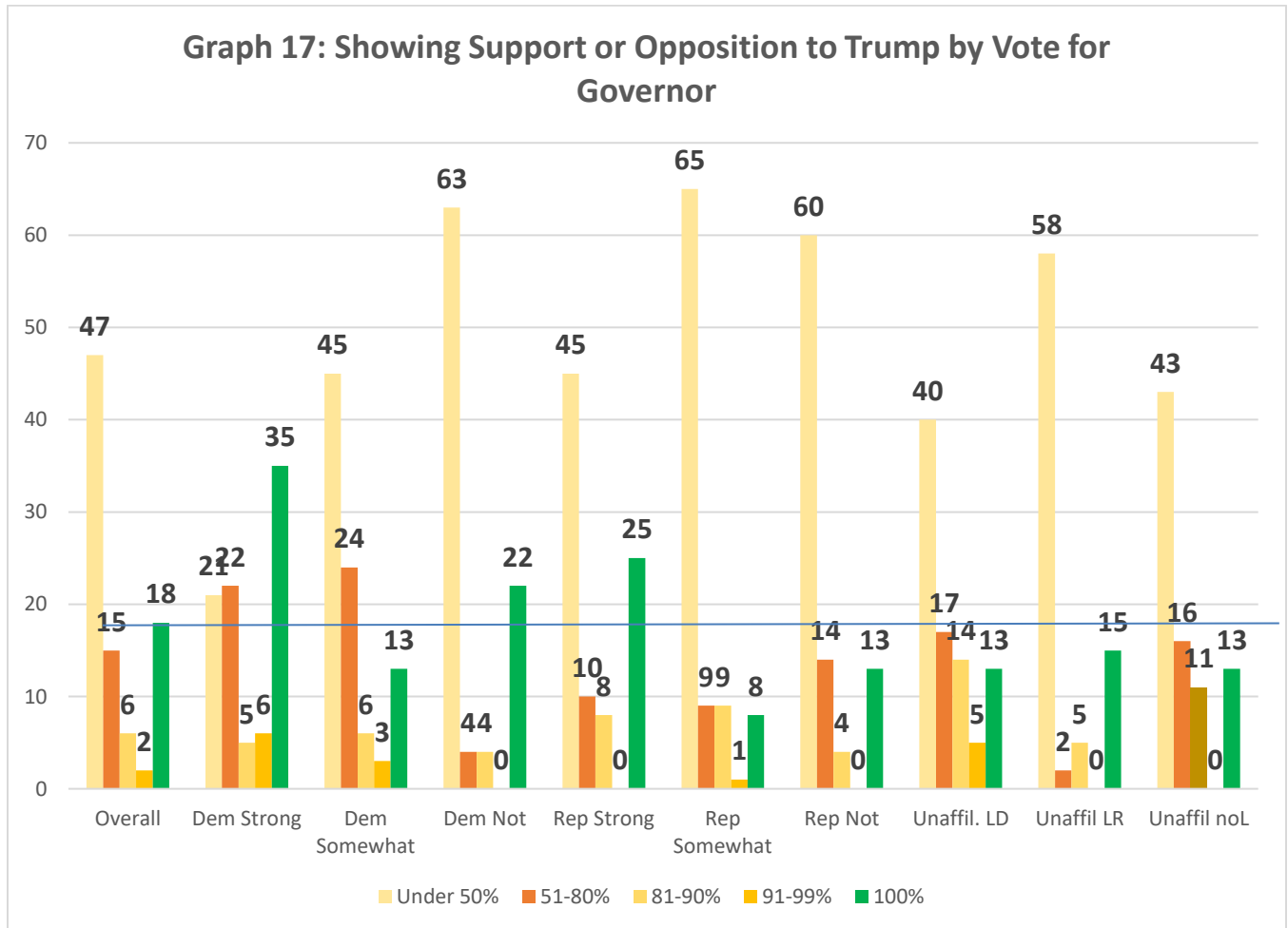
Blue Wave?

The likelihood that a “Blue Wave” would mobilize Democratic voters due to a desire to express opposition to President Trump was tested by asking about the degree to which “your voting choice for governor is influenced by your desire to express your support or opposition to President Trump.” The Blue Wave hypothesis assumes that Democrats would be much more likely to express their anger at President Trump than Republicans eager to show their support. Graph 17 shows the results.

The average level of 100 percent motivation based on support or opposition to President Trump was 18 percent. Percentages on the graph above the blue line indicate higher than average motivation. It is apparent that strong Democrats were the most likely to reach the higher thresholds of motivation with 35 percent citing it as a factor. For strong Republicans, the respective value was only 25 percent. Only not strong Democrats otherwise exceed the average – all other categories of Democrat sympathetic

categories were below average. The expectation of a large wave of opposition to Donald Trump as an unprecedented catalyst for Democratic turnout seems only true for the strongest Democrats, and is at least partly counteracted by expressions of support by strong Republicans.

Women (20 percent 100%) were somewhat more inclined to show high motivation than were men 15 percent.



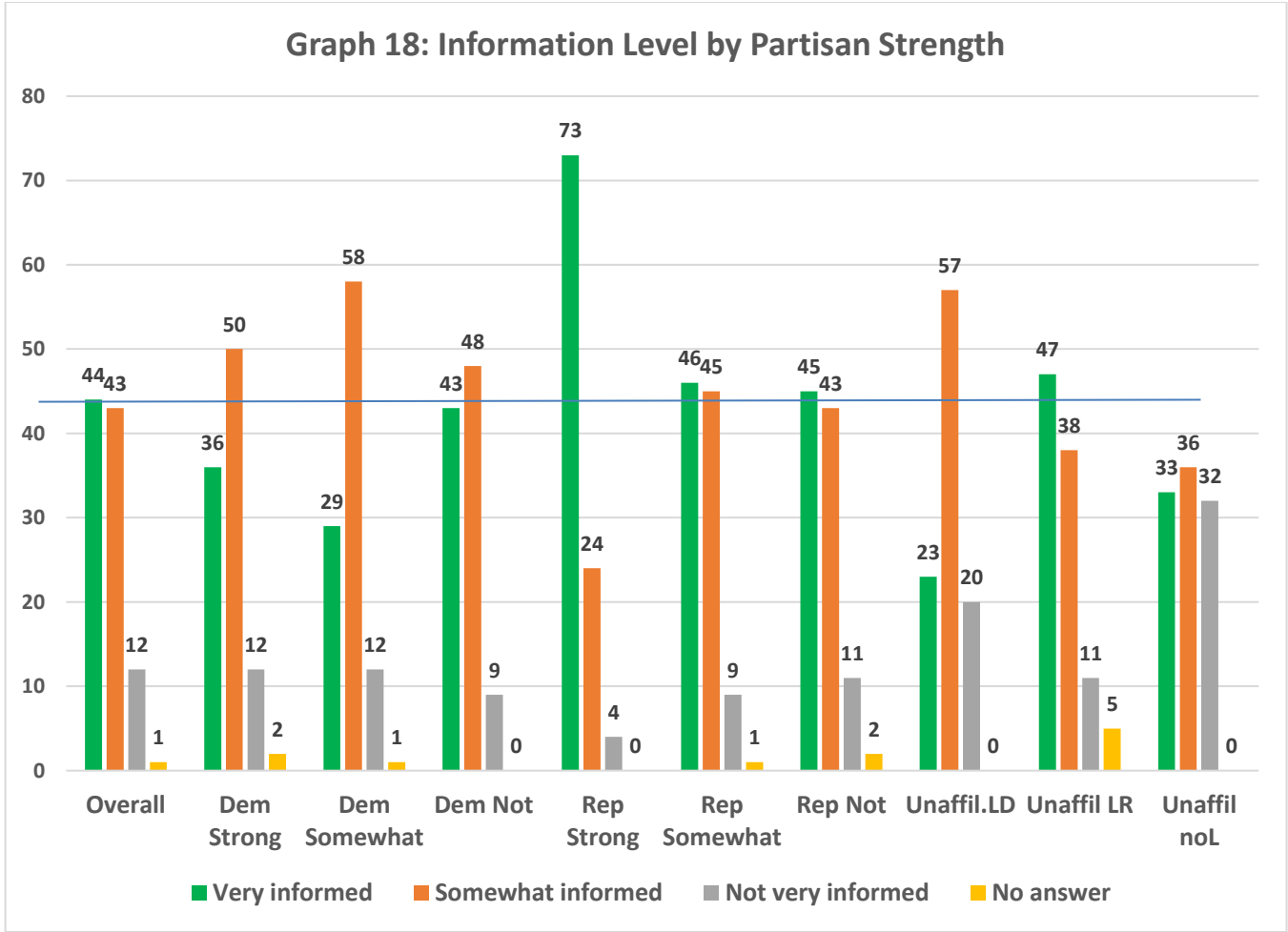
Information levels

The survey inquired about respondents’ level of information about “differences between Democrat Ben Jealous and Republican Larry Hogan’s stances on major issues.” As seen in Table 14, the most informed voters were strong Republicans.

Table 14: Information Levels by Partisan Strength

| | Over all | Dem Strong | Dem Somewhat | Dem Not | Rep Strong | Rep Somewhat | Rep Not | Unaffil LD | Unaffil LR | Unaffil noL |
|-------------------|----------|------------|--------------|---------|------------|--------------|---------|------------|------------|-------------|
| Very informed | 44 | 36 | 29 | 43 | 73 | 46 | 45 | 23 | 47 | 33 |
| Somewhat informed | 43 | 50 | 58 | 48 | 24 | 45 | 43 | 57 | 38 | 36 |
| Not very informed | 12 | 12 | 12 | 9 | 4 | 9 | 11 | 20 | 11 | 32 |
| No answer | 1 | 2 | 1 | 0 | 0 | 1 | 2 | 0 | 5 | 0 |
| Total | 100 | 100 | 100 | 100 | 101 | 101 | 101 | 100 | 101 | 101 |

Graph 18 shows that all Democratic categories were below average in terms of “very informed.” By contrast, all Republican categories were above average. This may indicate that Democrats have not had an easy time finding out about Ben Jealous; Republicans at least have the benefit of having an incumbent as their nominee – with years of governing to help firm up their knowledge of his stances.



Vote for Governor

The survey asked each respondent to provide an answer to the question of voting intention, in this case for governor. Table 15 shows the results including the results by partisan affiliation.

Table 15: Vote for Governor by Partisan Strength

| | Overall | Dem Strong | Dem Somewhat | Dem Not | Rep Strong | Rep Somewhat | Rep Not | Unaffil .LD | Unaffil LR | Unaffil noL |
|--------------|---------|------------|--------------|---------|------------|--------------|---------|-------------|------------|-------------|
| Ben Jealous | 14 | 50 | 19 | 0 | 0 | 0 | 0 | 0 | 0 | 9 |
| Larry Hogan | 68 | 20 | 46 | 80 | 100 | 94 | 77 | 19 | 88 | 49 |
| Someone else | 1 | 0 | 0 | 0 | 0 | 0 | 5 | 41 | 4 | 0 |
| Undecided | 16 | 26 | 33 | 17 | 0 | 5 | 15 | 0 | 2 | 21 |
| None | 1 | 4 | 2 | 2 | 0 | 0 | 0 | 40 | 3 | 7 |
| NA | 1 | 0 | 0 | 3 | 0 | 1 | 3 | 0 | 3 | 15 |
| Total | 101 | 100 | 100 | 102 | 100 | 100 | 100 | 100 | 100 | 101 |

As Table 15 makes clear, Larry Hogan is strongly ahead in the race for governor in Anne Arundel County. While the exact reasons for Jealous’ lack of popularity are hard to discern, they might include low name recognition, lack of governing experience, unpopular policy stances and hesitant backing from the Democratic Party establishment. It is surprising that given his liberal stances on policy, only one half of “strong Democrats” are convinced to give him their votes at this time. Perhaps as the campaign nears its end, both strong and somewhat strong Democrats may shift from undecided to the Jealous camp – but they have not yet done so.

By contrast, Larry Hogan receives virtually unanimous support for strong and somewhat strong Republicans alike. There is no defection to Jealous by any of the Republican categories, nor did Jealous get support from any of the unaffiliated categories. According to a Washington Post survey, Hogan leads statewide 58 to 38 percent, with only 5 percent undecided. Apparently, Jealous “leads Hogan in only one of Maryland’s major geographic blocs — Prince George’s County.”⁹

Vote for County Executive

Given the one-sided nature of the gubernatorial race, it might seem that the county executive race would be equally one-sided, with the Republican incumbent cruising to victory on Hogan’s coattails. The CSLI fall 2018 survey does not reveal this to be the case – at least not at this time.

Table 16: Vote for County Executive by Partisan Strength

| | Overall | Dem Strong | Dem Somewhat | Dem Not | Rep Strong | Rep Somewhat | Rep Not | Unaffil. LD | Unaffil LR | Unaffil noL |
|-----------------|----------------|------------|--------------|---------|------------|--------------|---------|-------------|------------|-------------|
| Steuart Pittman | 33 | 77 | 63 | 16 | 3 | 8 | 14 | 65 | 3 | 15 |
| Steve Schuh | 38 | 6 | 11 | 48 | 61 | 61 | 33 | 4 | 66 | 13 |
| Undecided | 27 | 17 | 24 | 37 | 31 | 31 | 51 | 32 | 23 | 63 |
| None | 1 | 0 | 0 | 0 | 0 | 0 | 2 | 0 | 8 | 0 |
| NA | 1 | 0 | 2 | 0 | 0 | 0 | 0 | 0 | 0 | 10 |
| Total | 100 | 100 | 100 | 101 | 95 | 100 | 100 | 101 | 100 | 101 |

As seen in Table 16, among those likely voters expressing a choice between the two candidates, Steuart Pittman trails Steve Schuh by 5 points. Across all party categories other than strong Democrats, a large segment declared itself “undecided.” Overall, the number of undecided voters was a bit higher on the Republican side – should these voters decide in the end to support their party’s nominee, the lead over Pittman could expand.

Informational Levels and Vote for County Executive

Examining the vote for county executive by information level, it seems clear that those with higher information levels favored the incumbent Schuh over Pittman (see Table 16a). The latter suffers from some of the same challenges facing Ben Jealous: lack of experience as an elected official and low name recognition. He does have support from the Democratic establishment – sharing a campaign office with

⁹ See https://www.washingtonpost.com/local/md-politics/gov-larry-hogan-leads-democrat-ben-jealous-by-20-points-post-umd-poll-finds/2018/10/09/c1d23f40-cb40-11e8-a360-85875bac0b1f_story.html?noredirect=on&utm_term=.d7cdb51b6d04

Speaker and Delegate from district 30, Mike Busch. This has probably helped him get out his message and participate more fully in a coordinated campaign with other Democrats.

Table 16a: Information Level by Vote for County Executive

| | Very informed | Somewhat informed | Not very informed |
|-----------|---------------|-------------------|-------------------|
| Pittman | 37 | 35 | 27 |
| Schuh | 59 | 38 | 17 |
| Undecided | 4 | 26 | 53 |
| NA/none | 1 | 1 | 3 |

Issues and Vote for County Executive

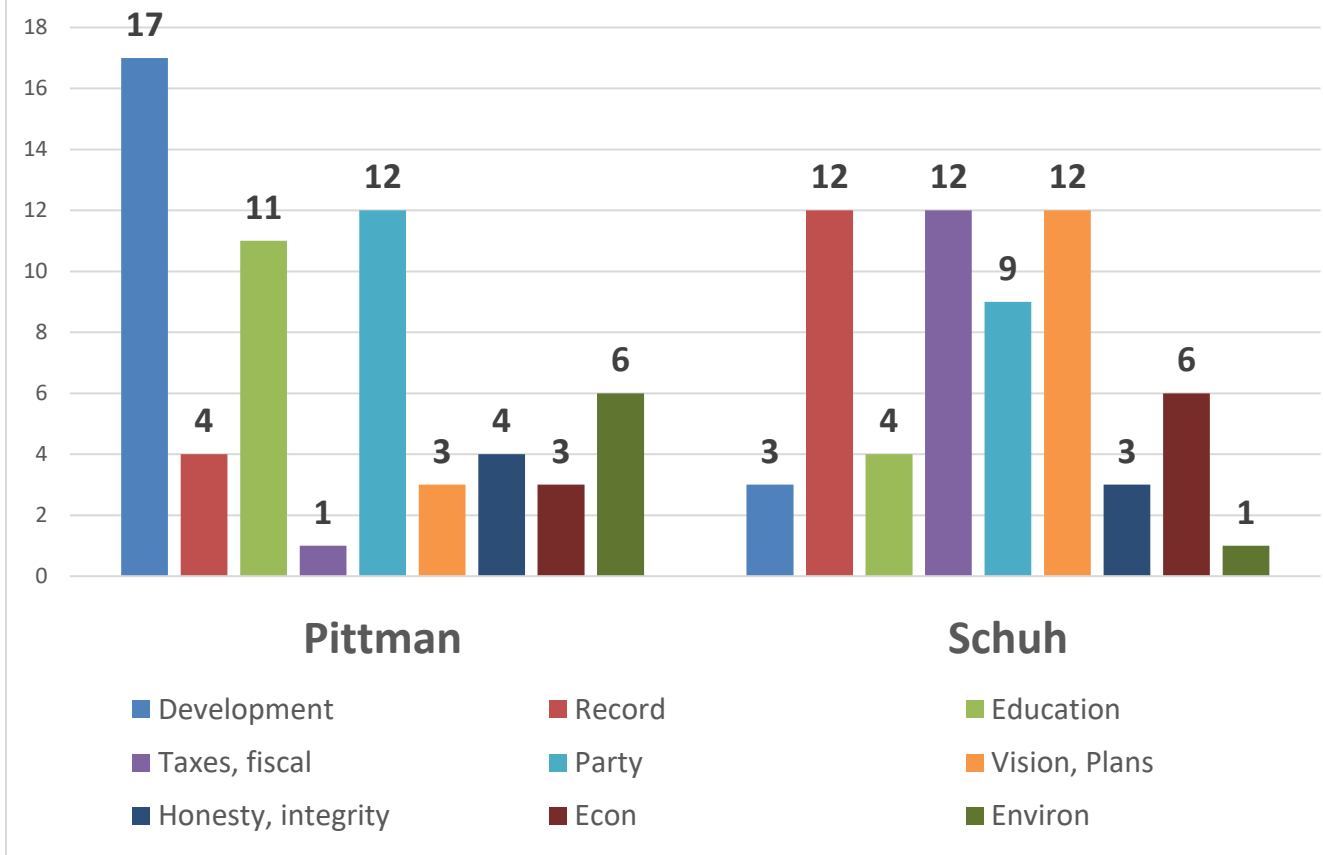
The survey included several open-ended questions, some of which have been recoded and included for analysis in the text. In this case, respondents were asked, “What one factor has the greatest importance in deciding for whom to vote for county executive?” Table 17 includes the coded categories, ranked by the overall percentage of citations in the survey. Graph 19 takes the top categories for each candidate and plots them.

Table 17: One Factor Deciding Vote for County Executive

| | Overall | Pittman | Schuh | Undecided |
|-------------------------|---------|---------|-------|-----------|
| Development | 9 | 17 | 3 | 9 |
| Record | 8 | 4 | 12 | 7 |
| Education | 7 | 11 | 4 | 6 |
| Taxes, fiscal | 7 | 1 | 12 | 6 |
| Party | 7 | 12 | 9 | 2 |
| Vision, Plans | 7 | 3 | 12 | 5 |
| Honesty, integrity | 4 | 4 | 3 | 5 |
| Econ | 3 | 3 | 6 | 1 |
| Environ | 3 | 6 | 1 | 3 |
| Character issues | 2 | 2 | 3 | 1 |
| County workers/salaries | 2 | 4 | 2 | 0 |
| Negatives - other | 2 | 5 | 0 | 0 |
| Other | 2 | 1 | 5 | 1 |
| Drugs | 1 | 0 | 2 | 1 |
| Women, social policy | 1 | 1 | 0 | 1 |
| Crime, safety | 1 | 1 | 2 | 0 |
| Transportation | 1 | 1 | 1 | 1 |
| Positives other | 0 | 0 | 1 | 0 |

Overall, the top factors were development, the candidate’s record or experience, education, taxes/fiscal constraint, party, and visions or plans.

Graph 19: Most Important Factor and Choice of County Executive Candidate



Graph 19 highlights key differences among the candidates. Stuart Pittman is clearly the “anti-overdevelopment” candidate. He leads Schuh in mentions of this factor by 14 percentage points. Three other factors seem favorable to Pittman: education (11 to 4); party (12 to 9); and environment (6 to 1). Generally, the highlighted issues – overdevelopment, education and environment – seem consistent with his more liberal ideological position.

Steve Schuh first benefits from incumbency since he has a strong advantage in the “record/experience” category (12 to 4). Secondly, he is seen as more of a fiscal conservative (12 to 1). Finally, his supporters must feel more comfortable and familiar with his vision or plans (12 to 3), not unusual for an incumbent whose time in office has given the public the opportunity to assess his choices and effectiveness.

Another open-ended question asked respondents to indicate the “highest priority of the next county executive.” Table 18 shows the results. Overall, development, education, taxes, drugs/crime/safety, the economy and the environment were the leading priorities.

Table 18: Highest Priority for Next County Executive by Vote for County Executive

| | Overall | Pittman | Schuh | Undecided |
|-------------------------------|----------------|----------------|--------------|------------------|
| Development | 13 | 20 | 10 | 10 |
| Education | 11 | 16 | 10 | 9 |
| Taxes, fiscal | 9 | 0 | 15 | 13 |
| Drugs | 9 | 8 | 10 | 8 |
| Crime, safety | 6 | 2 | 10 | 7 |
| Economy | 5 | 3 | 8 | 5 |
| Environment | 4 | 7 | 0 | 4 |
| County workers/salaries | 3 | 7 | 2 | 0 |
| Transportation/Infrastructure | 3 | 1 | 5 | 4 |
| Honesty, integrity | 2 | 3 | 2 | 2 |
| Equality, social policy | 2 | 4 | 0 | 1 |
| Other | 2 | 2 | 3 | 1 |
| Efficiency | 2 | 2 | 3 | 1 |
| Party | 1 | 1 | 0 | 0 |
| Vision, Plans | 1 | 0 | 1 | 1 |
| Affordable Housing | 1 | 3 | 0 | 0 |
| Character issues | 0 | 0 | 1 | 0 |

Replicating the process used in the previous section, Graph 20 shows the differences by candidate regarding the highest priority. Pittman’s supporters prioritize controls on development and education as top items of concern. Environment as well as the salaries of county workers also appear to be associated with Pittman’s voters.

Schuh’s voters place a special emphasis on taxes and budgetary matters. Several other issues also were cited at least eight percent including drugs, crime, the economy, education and development.

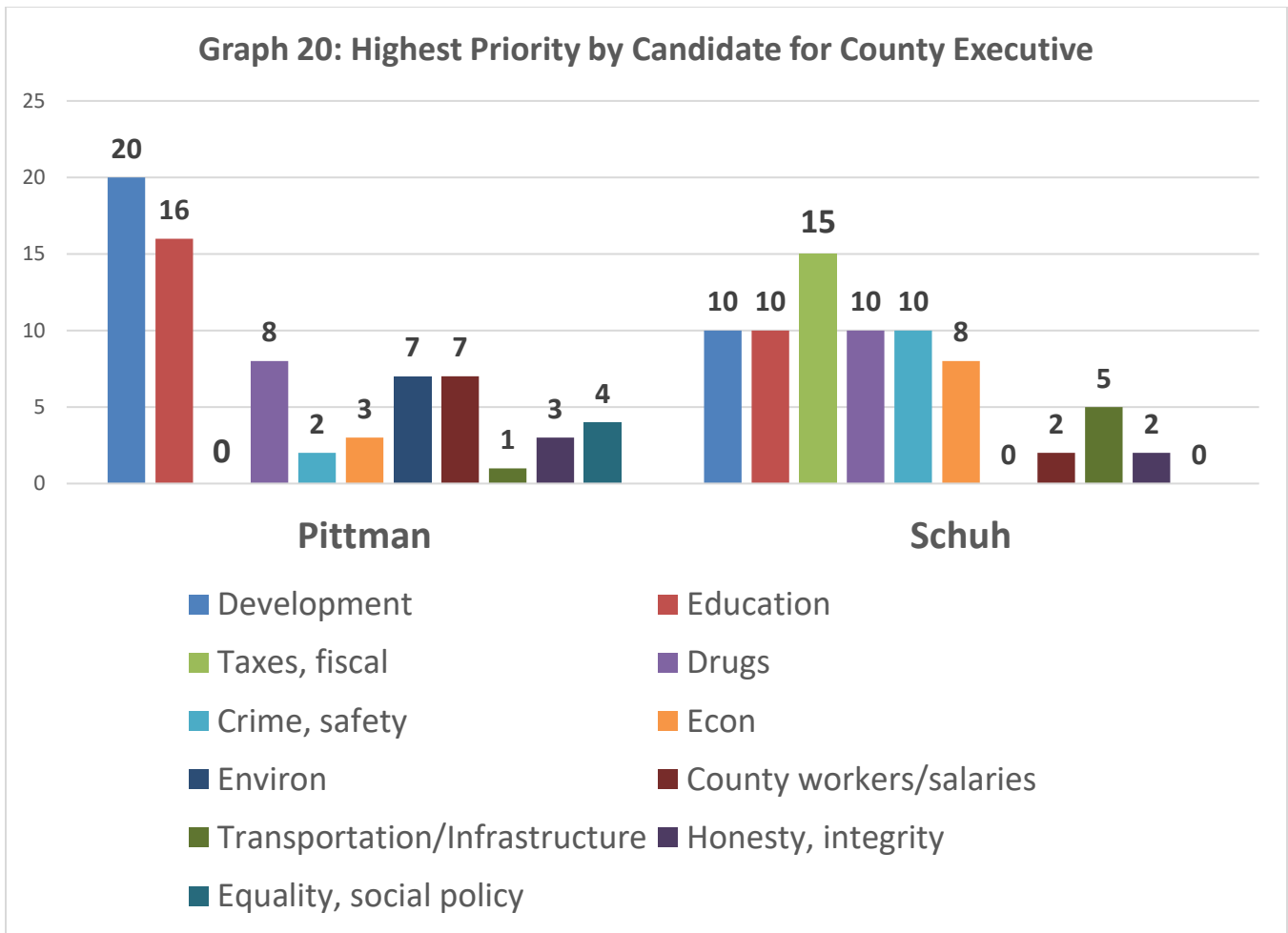


Table 19 shows some demographic variables as they align with the county executive candidate votes. The table shows that Pittman has to seek out Hogan voters to be competitive: in this case about an equal percentage of his voters come from the Hogan and Jealous camps. Schuh relies entirely on the much larger base of Hogan voters.

The gender gap is much in evidence: almost two-thirds of Pittman’s voters were women, while an equal number of men were Schuh voters.

Regarding age, there was a slight lean of young voters to Pittman’s side and conversely a small lean of older voters to Schuh.

The representation of minorities in the fall survey was below the proportions found in Anne Arundel County. It is possible that a more inclusive sample would bolster Pittman’s expected vote given the lean in his favor of African-American voters.

In terms of income, Pittman attracted a wealthier group of voters – not surprising given the focus of his voters on quality of life rather than economic core issues. Pittman also is favored by those with higher educational levels, probably for the same reasons.

Finally, at the ideological extremes, very few liberals or conservatives crossed over to the other side of the political divide.

Table 19: County Executive Votes and Demographics

| | Overall | Pittman | Schuh | Undecided |
|--------------------|---------|---------|-------|-----------|
| Jealous voters | 13 | 36 | 1 | 3 |
| Hogan voters | 65 | 38 | 97 | 61 |
| Men | 50 | 38 | 62 | 50 |
| Women | 50 | 62 | 38 | 50 |
| 18-39 | 17 | 14 | 11 | 21 |
| 40-49 | 12 | 12 | 10 | 13 |
| 50-59 | 22 | 23 | 24 | 21 |
| 60-69 | 24 | 27 | 25 | 24 |
| 70+ | 25 | 25 | 30 | 21 |
| White | 83 | 89 | 88 | 74 |
| African-American | 7 | 5 | 3 | 13 |
| Under \$75k | 35 | 28 | 37 | 37 |
| \$75+ | 65 | 72 | 63 | 63 |
| HS Diploma or less | 12 | 5 | 11 | 19 |
| Some college | 44 | 37 | 46 | 40 |
| Bachelor's degree | 21 | 23 | 21 | 21 |
| Postgraduate work | 20 | 28 | 19 | 15 |
| Conservative | 34 | 6 | 64 | 29 |
| Moderate | 42 | 50 | 30 | 46 |
| Liberal | 21 | 42 | 5 | 18 |

Before ending the review of the race for county executive, Table 20 presents the cross-tabulation between the questions about whether the county has gotten better, worse or stayed the same and the vote for county executive. Table 21 does the same for the issues which respondents either supported or opposed.

County Executive Vote and County – Better, Same, Worse

Table 20 shows that some perceptions of the county disproportionately lined up with each candidate. For ease of presentation, the values in Table 20 only show the “better” scores. The items are sorted by the “Pittman-Schuh” scores; these indicate that, e.g., 21 percent of Pittman voters thought that academic performance was better, while only 16 percent of Schuh’s voters did as well. In almost all cases, Pittman voters had lower “better” scores: this would seem appropriate since they are favoring the incumbent to the challenger, since the former bears more responsibility for the status of a given condition.

Table 20: “Better” Scores on Various County Conditions by County Executive Vote

| Issues | Pittman-Schuh | Pittman | Schuh | Undecided |
|-----------------------------------------------------|---------------|---------|-------|-----------|
| Improving the academic performance of our children | 5 | 21 | 16 | 27 |
| Reducing traffic congestion | -1 | 5 | 6 | 6 |
| Reducing the opioid epidemic | -7 | 13 | 20 | 15 |
| Improving the overall quality of life in our county | -13 | 13 | 26 | 24 |
| Improving the efficiency of local government | -13 | 11 | 24 | 21 |
| Making life more affordable in the county | -14 | 3 | 17 | 8 |
| Reducing poverty and homelessness | -15 | 6 | 21 | 12 |
| Managing growth and development | -15 | 3 | 18 | 15 |
| Controlling crime such as gang violence | -17 | 11 | 28 | 20 |
| Improving ethics in government | -18 | 8 | 26 | 19 |
| Keeping taxes low | -19 | 10 | 29 | 13 |
| Improving the environment | -22 | 15 | 37 | 21 |
| Improving the local economy | -26 | 26 | 52 | 39 |

The smallest differences between voters in the two camps were regarding academic performance, traffic congestion and the opioid epidemic. Very few of Pittman’s voters thought that there had been any improvement in making life more affordable, managing growth and development, reducing traffic congestion, reducing poverty and homelessness, and improving ethics in government. Many of Schuh’s voters thought that there had been improvements in keeping taxes low, improving the environment and especially improving the local economy.

Specific Issues and the County Executive Vote

Table 21 and Graph 21 focus on the specific issues covered the section dealing with national, state and local issues. The values in that table are for the “support” position.

National issues produced the most acute polarization among voters.

There was a 58-point difference between the voters of the two candidates about the EPA decision to ease the use of coal for electricity, again pointing to the salience of the quality of life/environment stance vs. the pro-business one associated with liberals and conservatives. A state issue - congestion pricing of tolls on the Chesapeake Bay Bridge– another environmental efficiency – produced a 25-point difference.

Other national issues included the nomination of Brett Kavanaugh to the Supreme Court – a 74-point difference, the trade agreement between the US, Mexico and Canada – a 62-point difference, and a mandatory retirement age for Supreme Court justices: this produced only a 10-point difference.

A state issue focused on a court ordered prohibition to possess firearms produced a 33-point difference – Pittman’s voters were strongly in favor; under a majority of Schuh’s voters agreed.

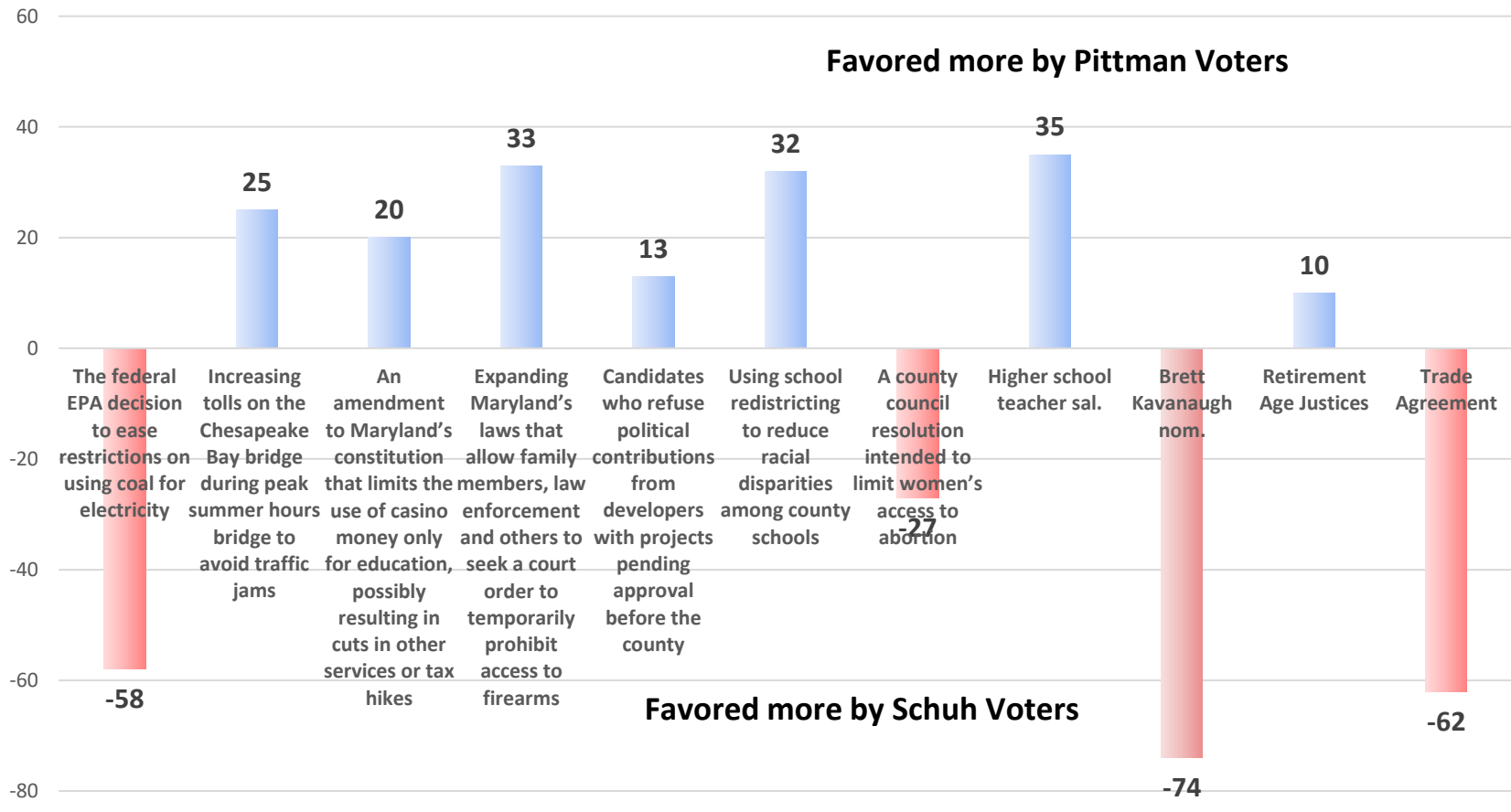
Locally, a large gap of 32 points appeared with regards to the proposed use of school redistricting to reduce racial disparities. On social issues, a 27-point gap appeared about the county council resolution intended to limit women’s access to abortion. The perception that starting school teacher salaries should be higher was disproportionately on the Pittman side (a 35-point gap).

These differences all seemed consistent with a liberal-conservative ideological cleavage, and thus reinforced the systematic differences among voters for the two candidates.

Table 21: Issues and the County Executive Vote

| | Pittman-Schuh | Pittman | Schuh | Undecided |
|-----------------------------------------------------------------------------------------------------------------------------------------------------------|----------------------|----------------|--------------|------------------|
| The federal EPA decision to ease restrictions on using coal for electricity | -58 | 10 | 68 | 25 |
| Increasing tolls on the Chesapeake Bay Bridge during peak summer hours to avoid traffic jams | 25 | 44 | 19 | 30 |
| An amendment to Maryland's constitution that limits the use of casino money only for education, possibly resulting in cuts in other services or tax hikes | 20 | 65 | 45 | 47 |
| Expanding Maryland's laws that allow family members, law enforcement and others to seek a court order to temporarily prohibit access to firearms | 33 | 75 | 42 | 58 |
| Candidates who refuse political contributions from developers with projects pending approval before the county | 13 | 75 | 62 | 58 |
| Using school redistricting to reduce racial disparities among county schools | 32 | 54 | 22 | 44 |
| A county council resolution intended to limit women's access to abortion | -27 | 3 | 30 | 14 |
| Higher starting school teacher salary | 35 | 87 | 52 | 75 |
| The nomination of Brett Kavanaugh to the US Supreme Court | -74 | 3 | 77 | 38 |
| Mandatory retirement age for US Supreme Court justices as currently exists for Maryland justices | 10 | 62 | 52 | 63 |
| The trade agreement between the US, Mexico and Canada favored by President Trump | -62 | 18 | 80 | 36 |

Graph 21: Issues - Pittman-Schuh



Job Approval: County Executive, Governor, President

Each CSLI semi-annual survey asks respondents to indicate approval or disapproval of the job performed by an incumbent in office. Graph 22 shows the percentages saying “approve” for the county executive, the governor and the president.

For the fall 2018 survey, a change was made in how the question was asked: rather than simply asking the respondent to choose between “approve” and “disapprove,” more choices were offered: strongly approve, somewhat approve, somewhat disapprove and strongly disapprove. Table 22 shows the results overall as well as by the strength of partisan affiliation.

The combination of “strongly” and “somewhat strongly” produced approval numbers that seem sharply higher than in previous polls - especially for the president and county executive. Last spring, the president received a job approval score of 34; using the scale of approval and combining the two positive approval scores, he jumped to 45 percent this fall. County Executive Steve Schuh was at just 41 percent job approval last spring, but now the combined approval total comes to 65 percent. By contrast, Governor Hogan was unchanged at 76 percent.

A hypothesis accounting for this discrepancy is that when the choice is posed as in a simple “approve/disapprove” manner, some of the “somewhat approve” gets converted into just “disapprove.” The core “strongly support” for President Trump is quite low – only 25 percent. It isn’t much higher for Schuh at 29 percent. With Governor Hogan already at a very high job approval level in spring, there wasn’t much room for upward movement.

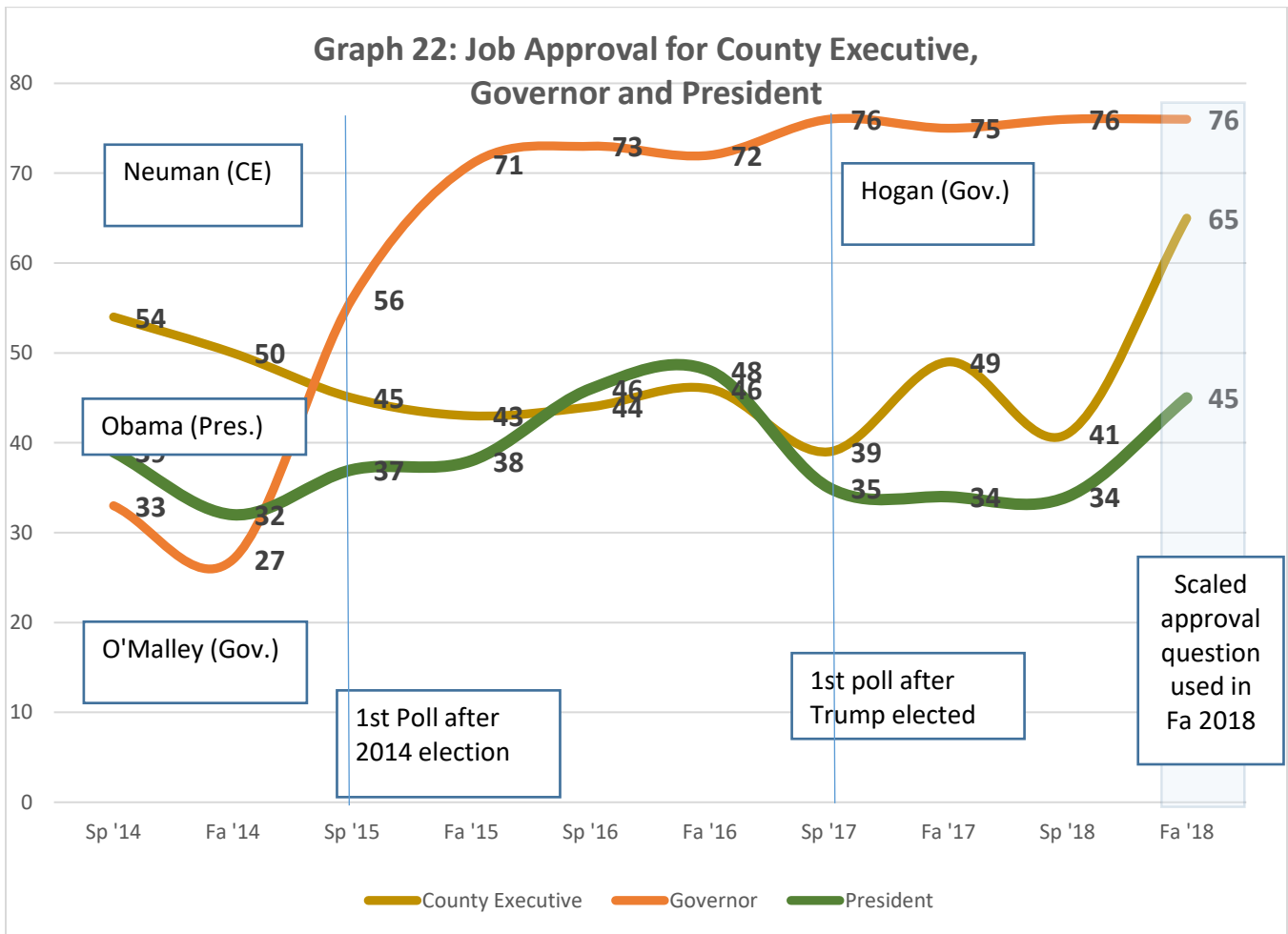
According to the Gallup weekly tracking poll, President Trump’s job approval moved up in the week prior to the fall 2018 CSLI poll to 43 percent. Generally, previous CSLI polls have shown Trump to be a few points below the Gallup national average: using the scaled approval question, he would be a couple of points higher.

Thus, it seems safe to say that the scaled approval question offered a bump to Trump and Schuh as both had relatively low baselines last spring (34 percent for Trump and 41 percent for Schuh). The latter continues to have a relatively non-response percentage (21 percent), indicating that there are a lot of residents who don’t have a clear impression of him – especially among Democrats and unaffiliated voters. Last spring, Schuh’s “undecided/don’t know” percentage was 38 – it seems unlikely that even with campaign effects there was a natural drop of 17 percentage points without including question phrasing effects.

In the end, it is likely that both Schuh and Trump would have had higher job approval percentages this fall than last spring even using the previous question, although exactly how much higher is impossible to say.

Table 22: Job Approval and Partisan Strength

| | Overall | Dem Strong | Dem Somewhat | Dem Not | Rep Strong | Rep Somewhat | Rep Not | Unaffil. LD | Unaffil LR | Unaffil noL |
|---------------------------------|----------------|---------------|-----------------|------------|---------------|-----------------|------------|----------------|---------------|----------------|
| Strongly approve - President | 25 | 3 | 2 | 32 | 83 | 33 | 11 | 0 | 7 | 3 |
| Strongly approve – Governor | 35 | 22 | 16 | 46 | 55 | 52 | 35 | 12 | 49 | 37 |
| Strongly approve – County Exec. | 29 | 4 | 21 | 41 | 60 | 45 | 39 | 11 | 35 | 5 |
| Somewhat approve – Pres. | 20 | 4 | 2 | 22 | 15 | 54 | 45 | 13 | 33 | 13 |
| Somewhat approve – Gov. | 41 | 33 | 45 | 39 | 39 | 40 | 48 | 62 | 41 | 45 |
| Somewhat approve – Cty Exe. | 36 | 49 | 39 | 37 | 33 | 35 | 35 | 40 | 36 | 7 |
| Total approve – Pres. | 45 | 7 | 4 | 54 | 98 | 88 | 65 | 13 | 40 | 16 |
| Total approve – Gov. | 76 | 55 | 61 | 85 | 94 | 92 | 83 | 74 | 90 | 82 |
| Total approve – Cty Exe. | 65 | 53 | 60 | 78 | 93 | 80 | 74 | 51 | 71 | 12 |
| Somewhat disapprove – Pres. | 25 | 57 | 55 | 16 | 0 | 5 | 27 | 39 | 6 | 8 |
| Somewhat disapprove – Gov. | 11 | 34 | 19 | 3 | 4 | 4 | 4 | 10 | 5 | 4 |
| Somewhat disapprove – Cty Exe. | 9 | 18 | 10 | 1 | 3 | 2 | 17 | 5 | 12 | 5 |
| Strongly disapprove – Pres. | 26 | 36 | 33 | 29 | 0 | 5 | 18 | 45 | 11 | 52 |
| Strongly disapprove – Gov. | 1 | 2 | 1 | 0 | 0 | 0 | 0 | 0 | 0 | 0 |
| Strongly disapprove – Cty. Exe. | 5 | 7 | 8 | 4 | 1 | 1 | 0 | 16 | 0 | 12 |
| No answer/unsure – Pres. | 5 | 0 | 10 | 1 | 2 | 4 | 0 | 3 | 7 | 24 |
| No answer/unsure – Gov. | 12 | 9 | 19 | 12 | 5 | 5 | 14 | 16 | 5 | 14 |
| No answer/unsure – Cty Exe. | 21 | 22 | 23 | 17 | 3 | 17 | 9 | 28 | 18 | 71 |
| Total | 100 | 100 | 100 | 102 | 100 | 100 | 100 | 100 | 100 | 101 |



The change in leadership in the governor’s office created a jump in approval values: by fall 2017, Governor Hogan was 48 points higher than Governor O’Malley in fall 2014. Including the results for fall 2018, Hogan’s approval has been essentially unchanged at around 75 percent.

Regarding the county executive’s office, prior to unusual results accompanying the transition to a scaled job approval question, Steve Schuh’s job approval percentages had oscillated between 40 and 50 percent. As previously mentioned, the results this fall with a rise to 65 percent seems out of keeping with his previous range and must be heavily impacted by question phrasing.

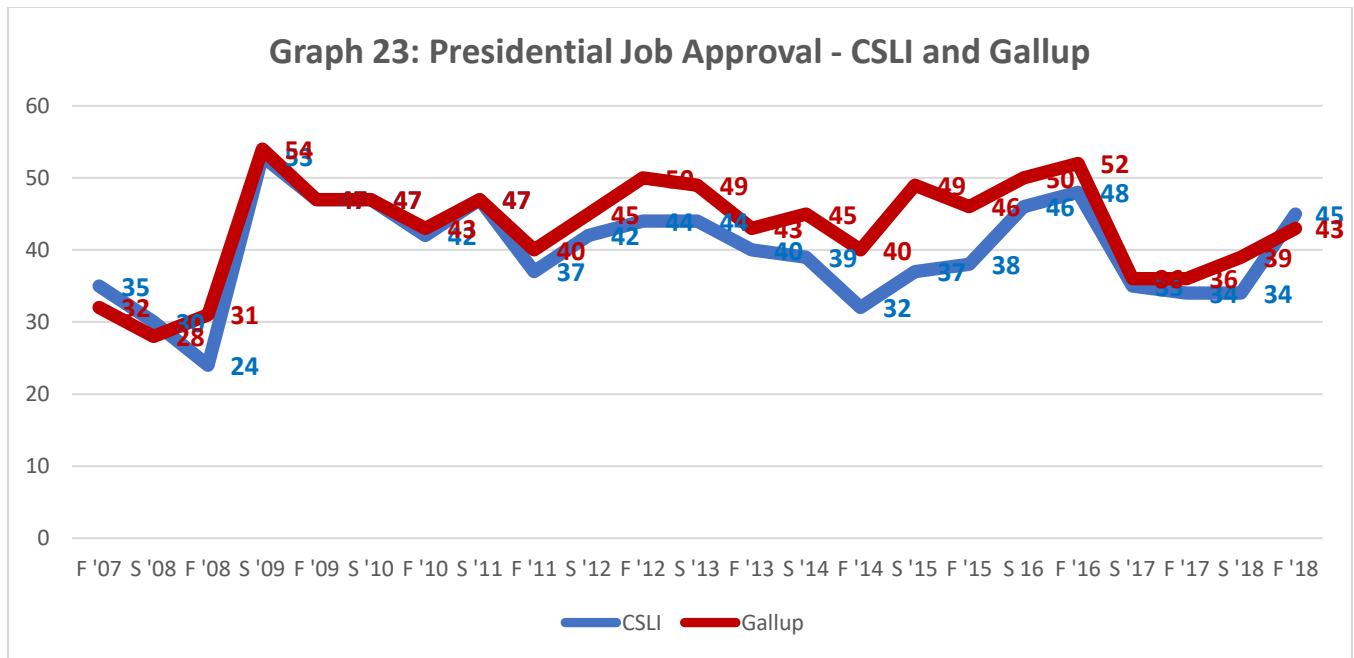
President Trump has been deeply polarizing – gaining very little support among strong Democrats but somewhat more among less partisan Democrats. He remains generally unpopular among unaffiliated voters, even among those leaning to Republican candidates.

Presidential job approval – CSLI and Gallup

Since fall 2007, CSLI polls of county residents have generally tracked national presidential job approval trends as indicated by Gallup surveys.¹⁰ For the period closest to that during which CSLI was calling residents, Gallup’s presidential job approval surveys conducted during the time the CSLI survey was in the field (October 5-12), found that around 43 percent of the American public approved Trump’s job as president. (See Graph 23 for a comparison of Gallup and CSLI findings.) Graph 24 shows the relationship between party affiliation and Trump’s job approval (with the caveat about fall 2018 question phrasing leading to higher scores).

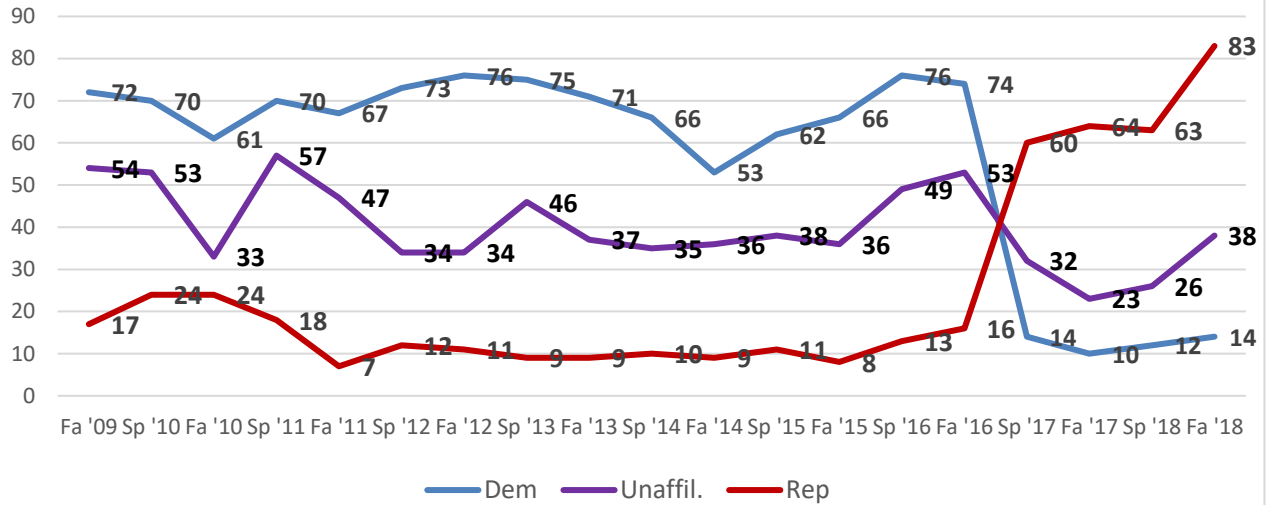
Table 23: Presidential Job Approval

| | Fa '10 | Sp '11 | Fa '11 | Sp '12 | Fa '12 | Sp '13 | Fa '13 | Sp '14 | Fa '14 | Sp '15 | Fa '15 | Sp '16 | Fa '16 | Sp '17 | Fa '17 | Sp '18 | Fa '18 |
|------------|--------|--------|--------|--------|--------|--------|--------|--------|--------|--------|--------|--------|--------|--------|--------|--------|------------|
| Approve | 42 | 47 | 37 | 42 | 44 | 44 | 40 | 39 | 32 | 37 | 38 | 46 | 48 | 35 | 34 | 34 | 45 |
| Disapprove | 49 | 44 | 56 | 49 | 50 | 51 | 53 | 52 | 58 | 56 | 52 | 47 | 46 | 54 | 55 | 56 | 51 |
| No answer | 10 | 9 | 7 | 8 | 6 | 4 | 7 | 9 | 9 | 7 | 10 | 7 | 6 | 11 | 11 | 11 | 5 |
| Total | 101 | 100 | 100 | 99 | 100 | 99 | 100 | 100 | 99 | 100 | 100 | 100 | 100 | 100 | 100 | 101 | 101 |



¹⁰ See http://www.gallup.com/poll/201617/gallup-daily-trump-job-approval.aspx?g_source=trump+job+approval&g_medium=search&g_campaign=tiles for Trump’s job approval findings cited here prior to spring 2018. Gallup switched to a weekly job approval collection process in 2018, so the new site is found at <http://news.gallup.com/poll/203207/trump-job-approval-weekly.aspx>.

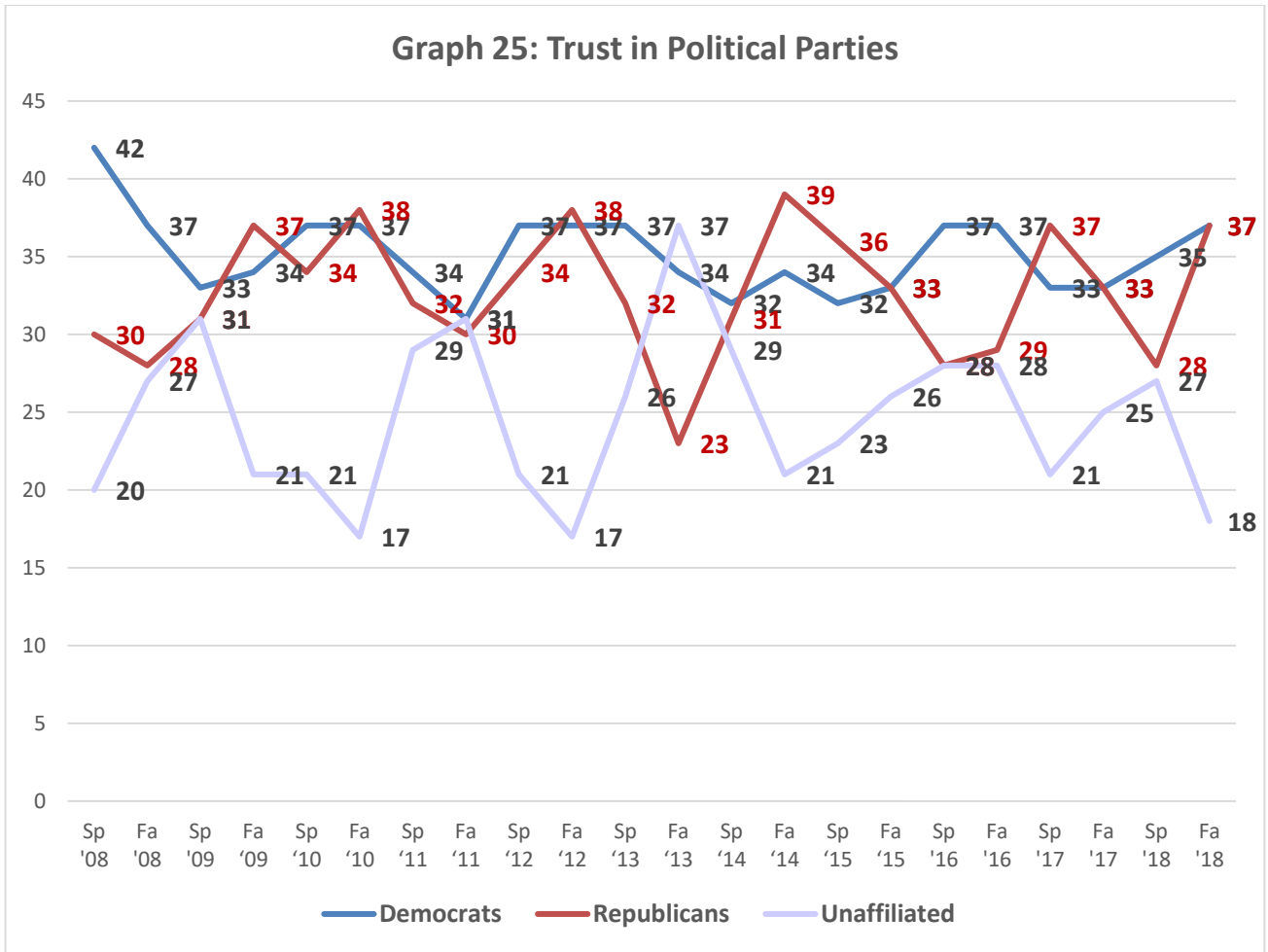
**Graph 24 : Presidential Job Approval by Party Registration –
Fall '09 to Fall '18**



Trust in Political Parties

Since 2008, the CSLI survey has asked which party “do you trust to do a better job in coping with the main problems the nation faces over the next few years.” Graph 25 shows that there have been some sharp oscillations, with Republican scores as low as 23 percent and as high as 39 percent. Democrats have experienced less variation in trust levels, ranging from 32 to 42 percent. Those saying “neither” – a volunteered answer not prompted by the question - have varied the most, from a low of 17 to a high of 37 percent.

The fall 2018 figures showed a small two-point rise from 35 to 37 percent for Democrats along with a nine-point rise for Republicans (from 28 to 37 percent). Disgruntlement with the party system declined, dropping several points from 27 to 18 percent.



Historically, changes in the “neither” score appear related to the presence of an election, during which time voters polarize along their partisan inclinations. Prior to the 2016 elections, the average “neither” score for election periods (fall 2008, fall 2010, fall 2012, fall 2014) was only 19 percent; outside of election periods it has been 27 percent – the current score for fall 2018 is very close to the average at 18 percent.

Table 24 includes information about party registration and trust in parties. It shows that there has been a steady if unspectacular rise among Democrats in their patterns of trust for their own party (a slight rise among those saying “trust Democrats” from 61 percent in spring 2017 to 71 percent this fall. During the same period of time (spring 2017 to fall 2018) Republicans saw sharp oscillations, with a 23 point range reaching a low of 55 percent in spring 2018, but rising sharply to 78 percent this fall. The “neither” score among Republicans dropped from 29 to 12 percent during that time. Unaffiliated voters’ trust in the Republican Party received a boost from 23 to 34 percent since last spring, while the Democrats held steady at 31 percent.

Table 24: Trust Political Parties by Registration

| | Democrat | | | | Republican | | | | Unaffiliated | | | |
|-------------------|----------|--------|--------|--------|------------|--------|--------|--------|--------------|--------|--------|--------|
| | Sp '17 | Fa '17 | Sp '18 | Fa '18 | Sp '17 | Fa '17 | Sp '18 | Fa '18 | Sp '17 | Fa '17 | Sp '18 | Fa '18 |
| Trust Democrats | 61 | 63 | 65 | 71 | 6 | 4 | 7 | 3 | 26 | 24 | 30 | 31 |
| Trust Republicans | 12 | 11 | 9 | 6 | 69 | 64 | 55 | 78 | 33 | 20 | 23 | 34 |
| Trust neither | 19 | 18 | 18 | 19 | 20 | 26 | 29 | 12 | 32 | 42 | 37 | 26 |
| NA/DK/Other party | 8 | 8 | 8 | 4 | 5 | 6 | 9 | 7 | 9 | 15 | 10 | 9 |
| Total | 100 | 100 | 100 | 100 | 100 | 100 | 100 | 100 | 100 | 101 | 100 | 100 |

Methodology

The survey polled a random sample of 655 county residents who were at least 18 years old, primarily using a database of listed and unlisted landline numbers along with some cell phone numbers. Telephone interviewing was conducted October 8-11 during evening hours. In addition, members of a CSLI Web panel were also asked to participate in an online version of the survey during the period October 5-12. The two data sources were merged for this analysis. There was about a 3.8 percent statistical margin of error for the combined sample; the error rate was higher for subgroups such as “Democrats” or “men.” The dataset was weighted by gender, political party and education to better represent the general population. College students were trained and used as telephone interviewers.

Contact Dan Nataf, Ph.D., center director, for additional comments or questions at 410-777-2733 and ddnataf@aacc.edu. Check the CSLI website for results for information and press releases for this and previous surveys: www2.aacc.edu/csli.

Appendix A: Questionnaire with Frequencies

CSLI Semi-Annual Survey – Fall, 2018

1. What do you think is the most important problem facing the residents of Anne Arundel County at the present time? (DON'T READ THE LIST! Have them *volunteer* an answer)

| Problem | Percent Citing |
|-----------------------------------------------------------------------------------|----------------|
| Crime/Drugs | 31 |
| Economy – (e.g., no jobs, high cost of living, business closing or losses) | 4 |
| Education , problems with schools, quality, facilities, staff, discipline | 8 |
| Environment (e.g., air or water pollution, saving the Bay) | 7 |
| Government ethics – corrupt, immoral | 4 |
| Government waste – inefficient, spends too much | 2 |
| Government lack resources –for roads, schools, services | 2 |
| Growth/overpopulation - too much development, poorly planned | 15 |
| Healthcare (cost, access) | 3 |
| Taxes – too high | 7 |
| Transportation problems/traffic congestion, lack of public transit | 8 |
| Other answer - write in: | 5 |
| Unsure/No Answer | 5 |

2. The next questions ask you to say whether things are going in the right or wrong direction for the county, the state of Maryland and the country as a whole. Is the county headed in the right or wrong direction? How about the state of Maryland? How about the country as a whole?

| | Right | Wrong | Unsure/Don't know |
|--------------------|-------|-------|-------------------|
| 2.1 County | 57 | 22 | 21 |
| 2.2 State | 63 | 22 | 16 |
| 2.3 Country | 31 | 57 | 13 |

3. Next I would like to know how you would rate economic conditions in Anne Arundel County, in Maryland, and in the United States generally. First how would you rate economic conditions in Anne Arundel County -- excellent, good, only fair, or poor? How about the state? How about the nation?

| | Excellent | Good | Only fair | Poor | Unsure/Don't know |
|-------------------|-----------|------|-----------|------|-------------------|
| 3.1 County | 15 | 60 | 19 | 2 | 4 |
| 3.2 State | 11 | 59 | 24 | 4 | 2 |
| 3.3 Nation | 13 | 37 | 33 | 13 | 3 |

4. Thinking now about your personal circumstances, please tell me whether any of these economic conditions apply to you or your household.

| | Applies | Doesn't apply | Unsure, no answer |
|-----------------------------------------------------------------------|---------|---------------|-------------------|
| 4.1 Wages or salaries are not rising as fast as the cost of living | 36 | 61 | 4 |
| 4.2 Received a salary increase or other increase in income recently | 36 | 61 | 4 |
| 4.3 Facing the possibility of unemployment | 7 | 87 | 6 |
| 4.4 Found a new or better job recently | 13 | 83 | 4 |
| 4.5 Hard to afford the cost of food and groceries | 20 | 76 | 4 |
| 4.6 Hard to afford the cost of education | 32 | 63 | 5 |
| 4.7 Health care insurance is unavailable, too expensive or inadequate | 35 | 62 | 3 |
| 4.8 Taxes are too high in relation to government services provided | 57 | 34 | 9 |

5.0 Do you support or oppose the following policies or approaches by government...

| | Support | Oppose | Unsure/NA |
|---------------------------------------------------------------------------------------------------------------------------------------------------------------|---------------|-------------|-------------------------------------------|
| 5.1 The federal EPA decision to ease restrictions on using coal for electricity | 36 | 49 | 15 |
| 5.2 Increasing tolls on the Chesapeake Bay Bridge during peak summer hours to avoid traffic jams | 31 | 61 | 8 |
| 5.3 An amendment to Maryland's constitution that limits the use of casino money only for education, possibly resulting in cuts in other services or tax hikes | 51 | 33 | 16 |
| 5.4 Expanding Maryland's laws that allow family members, law enforcement and others to seek a court order to temporarily prohibit access to firearms | 56 | 21 | 23 |
| 5.5 Candidates who refuse political contributions from developers with projects pending approval before the county | 64 | 21 | 15 |
| 5.6 Using school redistricting to reduce racial disparities among county schools | 39 | 47 | 15 |
| 5.7 A county council resolution intended to limit women's access to abortion | 17 | 75 | 9 |
| OL1. The nomination of Brett Kavanaugh for the US Supreme Court | 43 | 53 | 5 |
| OL2. Imposing a mandatory retirement age for US Supreme Court justices as currently exists for Maryland judges | 59 | 24 | 17 |
| OL3. The trade agreement between the US, Mexico and Canada favored by President Trump | 48 | 22 | 30 |
| 5.8 A starting county teacher earns about \$46,000 per year plus health and pension benefits – should this be higher, lower or unchanged? | higher 71% | lower 3% | 3 unchanged 22% 5% no answer |

6.0 The community college seeks to enhance its use of its cable television channel. First, I would like to know whether you were aware that the college had such a station?

(Comcast/Broadstripe: 95 & 495; Verizon FiOS Channels 35 & 1960)

(1) Yes 41% (2) No 56% (0) No answer 3%

Second, tell me whether the following types of programs would be interesting to you:

| Programming | Interesting | Not interesting | No ans. |
|---------------------------------------------------------------------|--------------------|------------------------|----------------|
| 6.1 Faculty presentations | 43 | 45 | 13 |
| 6.2 Student presentations | 51 | 35 | 14 |
| 6.3 Invited speaker presentations | 69 | 22 | 10 |
| 6.4 Programs showcasing arts or music involving students or faculty | 67 | 26 | 7 |
| 6.5 Information about the college itself | 54 | 36 | 10 |
| 6.6 College sporting events | 51 | 42 | 7 |
| 6.7 Local events coverage | 74 | 20 | 5 |

6.9 Finally, what time of the day would you be most inclined to watch AACC programming?

- (1) Morning 11%
- (2) Afternoon 11%
- (3) Evening 53%
- (4) Unlikely to watch at any time 21%
- (0) No answer 4%

7.0 The next set of questions asks how well you think the county has dealt with each of the following issues over the last few years - has it gotten better, stayed about the same, or gotten worse?

| Issues | Gotten better | Stayed about the same | Gotten worse | Unsure/ NA |
|--------------------------------------------------|----------------------|------------------------------|---------------------|-------------------|
| 7.1 Controlling crime such as gang violence | 18 | 37 | 31 | 15 |
| 7.2 Improving the local economy | 37 | 44 | 11 | 8 |
| 7.3 Reducing poverty and homelessness | 12 | 43 | 28 | 17 |
| 7.4 Reducing traffic congestion | 5 | 21 | 71 | 3 |
| 7.5 Managing growth and development | 13 | 25 | 55 | 7 |
| 7.6 Improving the environment | 24 | 42 | 26 | 8 |
| 7.7 Improving ethics in government | 16 | 36 | 36 | 12 |
| 7.8 Keeping taxes low | 16 | 51 | 26 | 7 |
| 7.9 Improving the efficiency of local government | 15 | 48 | 21 | 16 |
| <i>Continue on next page</i> | | | | |

| Issues (continued) | Gotten better | Stayed about the same | Gotten worse | Unsure/ NA |
|----------------------------------------------------------|---------------|-----------------------|--------------|------------|
| 7.10 Improving the academic performance of our children | 19 | 39 | 28 | 14 |
| 7.11 Reducing the opioid epidemic | 15 | 21 | 52 | 12 |
| 7.12 Making life more affordable in the county | 9 | 43 | 40 | 8 |
| 7.13 Improving the overall quality of life in our county | 21 | 55 | 18 | 6 |

9.0. With which political party, if any, are you registered?

(1) Democratic => **ASK: Do you consider yourself a**

(1.1) strong 15%

(1.2) somewhat strong or 16%

(1.3) not a strong Democrat? 7%

Unspecified Democrat: 3%

(2) Republican => **(ASK: Do you consider yourself a**

(2.1) strong 15%

(2.2) somewhat strong, or 13%

(2.3) not a strong Republican? 7%

Unspecified Republican: 2%

(3) Unaffiliated (or “independent”) => **(ASK: Do you consider yourself to be leaning more towards**

(3.1) **Democratic** or 4%

(3.2) **Republican** candidates at this time? 6%

Unspecified unaffiliated: 5%

(4) Other 1%

(5) None (not registered to vote => 3%

(0) No Answer => 3%

| |
|--------------------------------|
| Go to question 15 on page 4 => |
|--------------------------------|

10. If you voted for a presidential candidate in 2016, for whom did you vote?

(1) Hillary Clinton 39%

(2) Donald Trump 38%

(3) Someone else 8%

(4) Didn't vote 11%

(0) NA/DK 3%

=> Early voting for the upcoming general elections for state and local offices will start on October 25; November 6 is Election Day.

10.1 How interested are you in these elections – very, somewhat or not very interested?

- (1) Very 73%
- (2) Somewhat 18%
- (3) Not very interested 8%
- (0) No Answer 1%

10.2 Using a scale of 0 to 100 percent, how sure are you about voting in upcoming elections?

- (1) Under 50% 4%
- (2) 50-80% 7%
- (3) 80-90% 7%
- (4) 91-99% 4%
- (5) 100% 75%
- (0) No answer 3%

10.3 Using the same percent scale, how much is your voting choice for governor influenced by your desire to express your support or opposition to President Trump:

- (1) Under 50% 47%
- (2) 50-80% 15%
- (3) 80-90% 6%
- (4) 91-99% 2%
- (5) 100% 18%
- (0) No answer 12%

10.4 Thinking about the race for governor, how well informed do you think you are about the differences between Democrat Ben Jealous and Republican Larry Hogan’s stances on major issues facing the state – very informed, somewhat or not very informed?

| Very informed | Somewhat informed | Not very informed | No answer |
|---------------|-------------------|-------------------|-----------|
| 44% | 43% | 12% | 2% |

10.5 What one factor has the greatest importance in deciding for whom to vote for governor?

_____ see Appendix for verbatim responses

10.6. At this time, would you say you are more likely to vote for Mr. Jealous, Mr. Hogan, someone else, or are you undecided or just unlikely to vote for any candidate? (Likely voters only)

| Choices | Circle one |
|----------------------------|------------|
| Vote for Jealous | 14 |
| Vote for Hogan | 68 |
| Someone else | 1 |
| Undecided (volunteered) | 16 |
| Won't say, no answer, none | 2 |

11.0 Turning now to the race for county executive between Democrat Steuart Pittman and Republican Steve Schuh (*pronounced “shoe”*) do you consider yourself very informed, somewhat informed or not very informed about the candidates’ stands on major issues facing our county?

(1) Very (2) Somewhat (3) Not very informed (0) No Answer

12.0 What one factor has the greatest importance in deciding for whom to vote for county executive?

_____ See Table 17 and Appendix for verbatim responses

13.0 At this time, would you say you are more likely to vote for Democrat Steuart Pittman or Republican Steve Schuh or are you undecided or just unlikely to vote for any candidate?

| Choices | Circle one |
|---------------------------------|------------|
| Vote for Steuart Pittman | 33 |
| Vote for Steve Schuh | 39 |
| Undecided | 27 |
| Won’t vote for any | 1 |
| Won’t say, no answer | 1 |

14.0 What should be the highest priority of the next county executive?

_____ See Table 18 and Appendix for verbatim responses

=>15.0 Do you approve or disapprove of the way the following elected officials are handling their jobs:

If the respondent provides an answer, ask “Would that be strongly approve, somewhat approve, somewhat disapprove or strongly disapprove?”

| Elected official | Strongly Approve | Somewhat Approve | Somewhat disapprove | Strongly Disapprove | No answer/ DK |
|-----------------------------------|------------------|------------------|---------------------|---------------------|---------------|
| 15.1 Governor Larry Hogan | 35 | 41 | 11 | 1 | 12 |
| 15.2 County Executive Steve Schuh | 29 | 36 | 9 | 5 | 21 |
| 15.3 President Donald Trump | 25 | 20 | 25 | 26 | 5 |

16. Overall, which party, the (Democrats) or the (Republicans), do you trust to do a better job in coping with the main problems the nation faces over the next few years?

- (1) Democrats 37%
- (2) Republicans 37%
- (3) Neither (*volunteered*) 18%
- (4) Other (*volunteered*) 2%
- (0) No answer 6%

We are almost done. The last few questions will help us to better understand your responses.

17. Which of the following best describes your political beliefs: Conservative, Moderate or Liberal?

- (1) Conservative 34%
- (2) Moderate 42%
- (3) Liberal 20%
- (0) Other, No Answer 5%

18. What is your age? _____ (0) No Answer

| Age range | Percentage |
|-----------|------------|
| 18-39 | 19 |
| 40-49 | 11 |
| 50-59 | 22 |
| 60-69 | 24 |
| 70+ | 25 |

19. I am going to read some categories relating to education. Please stop me when I reach the category in which the highest level of your formal education falls.

| | |
|-----------------------------------------------------|----------------------------------------------|
| (1) less than a high school diploma 1% | (5) Completed a 4 year bachelor's degree 21% |
| (2) a high school diploma 12% | (6) post graduate work 19% |
| (3) some college 30% | (7) Something else? 3% |
| (4) Completed a 2 year associate college degree 14% | (0) No Answer 1% |

20. I am going to read some categories relating to income. Please stop me when I reach the category in which your household income falls.

- (1) Less than \$30,000 9%
- (2) \$30,000 to \$50,000 10%
- (3) \$50,001 to \$75,000 13%
- (4) \$75,001-\$100,000 15%
- (5) \$100,001-\$150,000 23%
- (6) \$150,001-\$250,000 16%
- (7) Over \$250,000 5%
- (8) (0) No Answer 10%

21. Stop me when I reach the employment category that best describes your situation.

| Category | |
|----------------------------------------------------------------------------------------------------------------------|----|
| Retired | 38 |
| Self employed | 7 |
| Employed full time for a company in the private sector | 16 |
| Employed full time for government in a non-defense related activity such as education, public works or public safety | 14 |
| Employed full time in a defense related activity | 3 |
| Employed in a private non-profit organization | 4 |
| Employed part time | 8 |
| Student | 5 |
| Unemployed and seeking a job | 1 |
| Unemployed and not seeking a job | 3 |
| No answer | 2 |

22. Regarding race or ethnicity, how would you describe yourself?

- (1) White 81%
- (2) Black or African American 8%
- (3) Hispanic or Latino 2%
- (4) Asian 2%
- (5) Mixed 3%
- (5) Other 1%
- (0) No answer 3%

23. Regarding religion, how would you describe yourself?

- (1) None 9%
- (2) Non-practicing 12%
- (3) Evangelical or born again Christian (possibly Baptist, Pentecostal) 13%
- (4) Catholic 25%
- (5) Jewish 2%
- (6) Protestant (possibly Lutherans, Methodists, Presbyterian, Anglican, Episcopalian) 21%
- (7) Some other Christian 5%
- (8) A 'spiritual person' not associated with an organized religion 8%
- (9) Other (e.g., Muslim, Hindu) 3%
- (0) No Answer 2%

24. What is your current marital status?

- (1) Single 19%
- (2) Married 67%
- (3) Separated/divorced 7%
- (4) Widowed 7%
- (5) Living together/Other 1%
- (0) No answer 0%

25. I have one last request: In an attempt to provide us with more opportunities to survey the public, the Center is asking respondents to participate in these surveys online surveys. Can we count on your help?

(1) Yes 38% (2) No 62%

25.1 IF YES: What email address shall we use to contact you?

(CLEAR SPELLING/HANDWRITING PLEASE!)

SAY: That concludes our survey, thanks for participating.

Once the respondent hangs up, make sure to enter GENDER and ZIP CODE

26. Gender of respondent to whom you were speaking:

(1) Male 50%
(2) Female 50%
(3) Other/Unknown 0%

27. Zip code _____

Zipcode

| | | Frequency | Percent | Valid Percent | Cumulative Percent |
|-------|---------|-----------|---------|---------------|-----------------------|
| Valid | No ans. | 494 | 5.6 | 5.6 | 5.6 |
| | 02840 | 9 | .1 | .1 | 5.7 |
| | 20701 | 22 | .2 | .2 | 5.9 |
| | 20711 | 66 | .7 | .7 | 6.6 |
| | 20714 | 15 | .2 | .2 | 6.8 |
| | 20715 | 34 | .4 | .4 | 7.2 |
| | 20721 | 26 | .3 | .3 | 7.5 |
| | 20724 | 33 | .4 | .4 | 7.8 |
| | 20733 | 35 | .4 | .4 | 8.2 |
| | 20746 | 28 | .3 | .3 | 8.6 |
| | 20751 | 9 | .1 | .1 | 8.7 |
| | 20754 | 4 | .0 | .0 | 8.7 |
| | 20755 | 17 | .2 | .2 | 8.9 |
| | 20764 | 105 | 1.2 | 1.2 | 10.1 |
| | 20765 | 25 | .3 | .3 | 10.3 |
| | 20776 | 77 | .9 | .9 | 11.2 |
| | 20778 | 33 | .4 | .4 | 11.6 |
| | 20779 | 28 | .3 | .3 | 11.9 |
| | 21012 | 416 | 4.7 | 4.7 | 16.6 |
| | 21032 | 114 | 1.3 | 1.3 | 17.8 |
| | 21035 | 147 | 1.6 | 1.6 | 19.5 |
| | 21037 | 312 | 3.5 | 3.5 | 23.0 |
| | 21054 | 274 | 3.1 | 3.1 | 26.1 |
| | 21060 | 414 | 4.7 | 4.7 | 30.7 |
| | 21061 | 737 | 8.3 | 8.3 | 39.0 |

| | | | | |
|-------|------|-------|-------|-------|
| 21076 | 182 | 2.0 | 2.0 | 41.1 |
| 21090 | 159 | 1.8 | 1.8 | 42.9 |
| 21108 | 12 | .1 | .1 | 46.9 |
| 21113 | 242 | 2.7 | 2.7 | 49.6 |
| 21114 | 426 | 4.8 | 4.8 | 54.4 |
| 21122 | 835 | 9.4 | 9.4 | 63.8 |
| 21140 | 55 | .6 | .6 | 64.4 |
| 21144 | 317 | 3.6 | 3.6 | 68.0 |
| 21146 | 832 | 9.4 | 9.4 | 77.3 |
| 21164 | 18 | .2 | .2 | 77.5 |
| 21225 | 100 | 1.1 | 1.1 | 78.6 |
| 21226 | 31 | .3 | .3 | 79.0 |
| 21401 | 741 | 8.3 | 8.3 | 87.3 |
| 21403 | 587 | 6.6 | 6.6 | 93.9 |
| 21409 | 516 | 5.8 | 5.8 | 99.8 |
| 21666 | 9 | .1 | .1 | 99.9 |
| 48346 | 13 | .1 | .1 | 100.0 |
| Total | 8882 | 100.0 | 100.0 | |

Appendix 1: Most Important Problem – Open-Ended Comments

Note: These comments in these appendices have been copied verbatim; the comments found in the text were edited for clarity.

Most crime has ties to addictive drug use. If course there is crime that is not at all related. But 75 % has ties to it. Be it territorial or crimes to get the next fix.

Mental Health Services - Lack of access to and appropriate care for residents in AA Co - The adverse consequences of which include: individual suffering, violence (including gun, gang, domestic, etc), inadequate education, poverty, alcohol and illicit drug use, etc. See: ACT Anne Arundel Connecting Together <http://www.capitalgazette.com/news/ac-cn-new-church-coalitiion-20181006-story.html>
I chose this because it impacts so many others on this list, like environmental, education, gov't lack of resources, transit problems

All three of the Government choices are of equal concern. AA Co Government is the "pits" and to get any repairs or "improvements" (read repairs to fix the previous work) is damn near impossible.

Climate change is an existential threat, brought on by destructive human behavior, that exceeds every other issue both globally and locally, particularly in coastal areas such as Anne Arundel County.

The more money government has, the more it wastes.

We need more good, higher paying jobs that come with benefits like healthcare and paid sick leave.

Everywhere, corporations and business owners are not affording employees with worker rights.

Too much development without keeping up on public infrastructure. Either increase impact fees, taxes or reduce further development to existing public infrastructure. Too many townhouses and not enough single family homes in order to increase tax base. AACO is going to become less wealthy over time

Traffic is horrendous & the only reason we will move out of the area as soon as our children graduate.

I have lived in the Crownsville Area for many years. While shopping areas are a few miles away keeping the area open without considerable development is considered a plus by many who live here.

Unfortunately, tracts of land in Gambrills, Crofton, Millersville, crownsville are being gobbled up by developers. Its not great for the waterways we all love Major run off from new developments is painfully apparent when it rains. Additional development at Crownsville Hospital is contemplated with more access to highways and additional pull for amenities and stadium. Not something I support.

Schuh over-development at the expense of all other responsibilities above. Frequent exaggerations, outright fabrication of his record, "accomplishments."

illegal immigrants

I am shocked and embarrassed by AA county elected officials who are affiliated with and supported by right wing extremists and hate groups.

Unemployment rate is low but how many people can't find decent paying jobs with benefits like health insurance and paid sick leave. Job creation looks great but what are these jobs really paying. Wages are still down from 10 or more years ago. Lack of worker rights is very important to me.

Roads need improvement as well as better lighting to avoid accidents at night. The lights have been out at the interchange of I-295 and State Route 32 for years, as well as the interchange at route 32 and route 301 South/I-97 N & S. Many other ramps totally dark. very dangerous!

Too many new developments and tearing down trees for more businesses. Too much traffic because of it and schools are over crowded.

Illegal drug use is driving crime rates up with thefts and burglaries.

The traffic backups on the BW parkway between 175, 32 & 198 are constant- - even on weekends !
Need to put political pressure on State &/or Feds to address ASAP

Illegal immigration

Unfortunately, drugs cause bad behavior - family issue, becoming a poor student,, losing a job, losing a job,; or the reverse: a family issue, doing poorly in school, the loss of a job, or a family issue can cause an individual to use drugs -

Global warming or overpopulation may be the end of us. Pick your poison.

Infrastructure isn't keeping up with growth.

Graduating seniors don't know basic math, English, etc. We are failing our children by not requiring them to learn AT LEAST the basics.

I'm pretty happy living in the county.

Housing is being stacked, roads are unable to meet the demand, unsafe for emergency services response and timeliness.

Because this issue can easy impact everyone in every class, religion, "you name it".

AACPS employee pool is top heavy. Too many people--many on the higher end of the pay scale--are not in the classroom teaching. They administer, advise, admonish and make needless work for classroom teachers. We need to trim this dead wood and put more teachers in classrooms to make class sizes smaller.

The county needs to work on legislation that willl curb city annexation. At this time, the city is taking in more and more of the county land and developing it as urban zoning. The county is responsible for schools, most roads, and most of the fire and ambulance protection on the Annapolis Neck peninsula.

Without control, growth is making this area a problem for homeowners and drivers.

Overdevelopment in critical areas, Cattail Commons, etc.

Climate change

rise in property taxes and water and sewer fees

Massive loss of trees, unnecessary building of shopping centers we don't need, more traffic noises, auto exhaust and less open space, increased traffic

Why are we allowing so many apartment complexes to fill in all the open space. People move to the suburbs to avoid urbanization, yet parts of the county are beginning to look like Baltimore. I recall reading county planners saying awhile back that AACo was "full." How does high density housing make anything better for current residents?

Eroding family values

The federal government

I have moved to Rhode Island

Not really overpopulation, but too much development allowed by the corrupt County Executive and his land use agencies, who are basically in the pockets of developers.

Too much state standardized testing, not enough teaching and learning.

With the cost of housing as much as it is these days, I don't know how anybody could expect a family or individual to afford the price of a home, whether purchased or rented, on one or even two paychecks.

Especially with sky-high BGE & cable rates on top of rent or mortgage payments. Impossible!

As a senior citizen the State government is a major concern. With the lack of Republican reps, I find the same people in officer is a detriment to all of the people. we need change for growth.

Lack of decent pay for Teachers, old and decrepit buildings, and lack of teaching supplies.

I think the Environment is a very close second. Too much over development and too many waivers granted to facilitate this overdevelopment. That said, drug probs are rampant.

Roads are congested, no sidewalks on main roads (ie - MD Rt 3, MD Rt 2) so even if you wanted to walk it is not safe.

Been in AACo 60 years. The overdevelopment breaks my heart. I spent my youth swimming in the Magothy. You couldn't pay me to do that today. Impermeable surfaces are anathema to me.

It's the Wild West for builders and developers around this county. Developers cut down all the trees and vegetation on a site to make it look like the moon. Then they bulldoze off the topsoil and sell it. Then they dig trenches for the footings, lay the foundation, and lo an behold there's another EZ-Store. Or a row of townhouses. Or, worse yet, cluster homes. Landowners can build anything they want. The fines they may pay for runoff violations are a pittance and are just another cost of doing business. Developers don't replace the trees they cut down. The final insult is the impervious asphalt that they install over the remaining open space. The Administration is lax and apparently unconcerned about maintaining tree canopy, and preventing the silting up of the creeks and the Bay

We pay almost \$30K in property tax - this is ridiculously high.

Looking at retirement and do not think I can afford to live here in retirement.

Every square inch of open space is being developed adding to an ever increasing traffic congestion I am very focused on the very high cost of housing. There is plenty of housing for households that make the median household income (over \$90k), but little for the half of local households that make less. It is so difficult for young people to find safe and quality housing as they begin their careers. The revenue cap seriously hampers county govt efforts to do necessary infrastructure repairs and improvements.

I believe that drugs are one of the primary factors affecting crime rates in our county.

Not so much problems but I feel there still is a lot of inequity in our county on the repair/replacement rate of schools with those in the north part of the county getting short shrift.

This was a hard question. So many are important and it is hard to but one over another. Sometimes they are linked

Development appears to be rampant with little consideration for infrastructure, redundancy, and the need for green spaces.

traffic is horrendous and roads are in need of repair.

teacher salaries, funds for school supplies, renovation-reconstruction of crumbling schools. The current county executive funneled school renovation funds to wealthy districts

I was torn between education and environment, but chose education since that is at least half the county budget.

The growth/development in AA Co creates all kinds of demands on infrastructure which isn't necessarily prepared to support it - schools, roads, services, traffic congestion, and other areas that aren't readily apparent.

All these issues are vitally important. All are important. But time is running out to reverse the damage already done to the environment.

Major roads (e.g., I-97, 295) are frequently way too congested.

The current roads cannot handle the volume of traffic at rush hours and weekends

There is no rail access to DC or Baltimore!

Appendix 2: Right/Wrong Direction for COUNTY – Open-Ended Comments

AA County Council is too conservative. It includes undisguised racists like Grasso and peroutka. Members have major conflicts of interest.

Again overdevelopment.

all servies are good except teachers should get more pay

Alt right and neo Nazi support for local politicians is horrifying to me.

better education needed and plans against encroaching water at city dock

Conservative leadership making good choices. Newly paved roads

County Executive Shulh doing a good job governing AA Co

County still remains silent to serious environmental issues unless it is for a photo op

Crime is on the upswing and a lot of it is contributed by the light rail. More police are needed

Current great county executive

Declines in education. Schuh's cooperation with ICE on 287g program. Insufficient spending on police and fire Environmental damage by development removing too much tree cover. Runoff regulations are too weak.

Despite overcrowding, the cty government is doing a good job with overall effectiveness.

Except for over development

generally in the right direction. however , drugs impact on our families and overdevelopment are issues

glad to see the taxes have NOT gone up

Growth management lacks responsible protection of the environment. Inadequate response to illicit drugs

I fortuante that my family has health care and assets to cover unexpected expenses. But many people have no safety nets.

i think we are better off than most counties.

Illegal immigration

Inefficient use of resources continues.

It takes time for the national changes to filter down to the county level

Jobs don't pay, cost of living is too high, cost of higher education for my kids is too high.

Little change in direction

Little is changing.

Lowering taxes, spending more wisely

Maintaining low county tax rate

much depends on the election of the county executive.

Need Dems.

On an environmental level we are dangerously wrong

Over development is a problem.

over population

overdevelopment

Overdevelopment and allowing housing developers to set all the priorities

Overdevelopment and lack of enough funding for EXTENDED drug treatment.

Overdevelopment is out of control. Try riding on rt. 3

Overdevelopment, cowtowing to the rich - Donations to yacht club, buying golf courses and ignoring needs of seniors - transportation for seniors/disabled.

Overdevelopment, overcrowding.

racial issues, opioid crisis, environmental degradation

Schue.

See comment on question 1.

teacher shortage

The county administration seems to be very responsive to the needs of our residents.

The county is growing too fast

The county seems well managed, but I am very worried about the continuing rapid pace of (over)development.

The current Anne Arundel County Executive is under the thumb of real estate developers.

The economy is very good. Too much building.

The laws protecting our waterways are not being enforced by county inspectors- too much sediment is entering our waterways fro development

The most helpful thing the county can do is keep the roads moving. And, it is hapenning.

There should be no sanctuary for illegals

too many developers squeezing housing in already tight areas.

Too much acceptance of development; loss of knowledge as to the value of our open land.

too much development

Too much development

Too much development and Schuh need to attend to infrastructure needs. He has done some good things.

too much development, poor care for environment, abusive treatment of immigrants

Too much development.

Too much growth; overdevelopment

Too much new developments of houses, apartments and townhouses. The aesthetic aspect of the landscape is being ruined in Anne Arundel County.

Too much reactionary 'right wing' political influence.

Too much unrestrained development, causing more traffic and overcrowded schools.

Way too much growth without regard to schools and infrastructure.

We are muddling along as a State and County

We have too much rampant development without enough supporting infrastructure; we have a terrible drug problem and crime is growing

We may be making small moves to the positive. Awareness is the first step

Appendix 3: Right/Wrong Direction – State

beginning to improve public transportation, Chesapeake Bay doing better, concern for health care
Better than GOP states.

Business rules; money is king. on the other hand, more attention here to environmental and educational concerns.
Could be better. Governor doing the best in a state with ruling Democrat's

Current great governor

Decline in education relative to rest of the country. Climate change ignored by Hogan. Too much focus on roads
and not enough on public transportation.

Democratic control of Baltimore has ruined the city and drains the state of its resources

Drop in performance of schools, lower funding from the environment, overly political focus of governor

Elected officials not looking out for welfare of the constituents; seem to only create conditions requiring citizens
to rely on government therefore perpetuating the reduction of income and the exodus of middle class taxpayers to o

Good leadership with Governor Hogan

Gov Hogan had managed the state very well and we feel we can trust him.

Gov. Hogan is doing a good job.

Gov. Hogan is willing and able to get things done by cooperating with both political parties- he works on what is
best for the state- not what is best for his party.

Governor Hogan doing a good job to improve governance of the state

Governor Hogan is doing an excellent job. He is a true moderate.

Great governor

Happy with some of the laws to prevent fracking and guaranteed funding for Planned Parenthood.

Have concerns about the legalization of drugs.

Having a Governor with a bipartisan approach is going in the right direction.

High taxes, Socialist Democrats, jerrymandering to shift votes, governor with no backbone

Hogan

Hogan great on taxes & tolls

Hogan is giving the impression of standing against the president, but I still do not trust him

Hogan's worst instincts seem to be limited by democrats control of the statehouse and his anti Trumpism

I feel great unease about where this country is going - social justice issues, difficulties for young people to get
on career tracks, older workers unable to find good jobs.

I think Maryland in general is fine.

If Larry Hogan wins the election along with Republican politicians for the House and Senate then we are in the RIC

Illegals

In the sense that the economy is good here.

Inadequate growth of public transportation to match population

It's incredibly expensive to live here. I have to work two jobs to make ends meet. I have no savings because

I am simply trying to keep the lights on. When what I make here keeps me living on the edge I want to move.

But moving takes money and I'm stuck.

Larry Hogan is doing a good job. The 2 top leaders, Miller and Bush need to retire as they hold too much power over

less of a one party state with a governor who is pragmatic

Liberal legislature is misdirected and overly controlling the citizens we need our freedoms back.

Like Hogan

Little attention and concern shown on the part of government about aggressive climate change.

Maryland legislature has been able to counter the dysfunction of the U.S. Congress on health care, for example, and environment protections.

More business friendly. Still need to make it more retirement friendly

Much more to do.

Need more jobs, crime in the state needs to be reduced and better and equal education.

Not sure of the state government's wish to do things right --- also comment on question 1.

NRA influence on MD governor and state officials is disgusting.

ok, under threat from federal govt. policies

Our governor has done wonders, but remaining a solid blue state means that eventually the taxes will rise to cover the cost of the utopian collectivist nostrums of the Democrats.

Overall things are good. Would like to see continued improvement in sustainable development as population grows same

Same as above

Same as above.

Same, environmentally wrong way, doubt the Chesapeake Bay can be saved

schools, roads are under respected and underfunded

spend too much.

State is controlled by Democrats

Taxes and fees lowered under the Hogan Admin

taxes way too high for single earner--system should be changed somehow like other Democratic high tax states

The governor is a centrist.

The state of Baltimore City is atrocious and the governor needs to crack down on the corruption involved in the Ba

The state seems to be on a sound footing.

There have been both good and bad developments over the past four years.

there is no clear plan or purpose; because we have no priorities, want to be all things to all people

There should be no sanctuary for illegals

Too many free programs that the working people are paying for

Too much influence from big money

Too much power in hands of career politicians, especially leadership of state Senate and house of delegates.

Under investment in education

very happy to see the toll road fees have been dropped by the Governor

Wasteful spending occurs at all levels of government.

We have one party government ignoring paid off the bill of Rights

We need to be more supportive of our schools, particularly increase teacher compensation.

we need to put more \$ in the schools and pay teachers a living wage

With Gov. Hogan many of the past problems are being addressed.

Appendix 4: Right/Wrong Direction for Country – Open-Ended Comments

We have a president who preys on people's fears and prejudices rather than working for the good of the country- he works for what is good for Trump and rich people who value money more than the environment. He asks us to follow him and forget logic and science- probably the most dangerous president our country has ever had. I hope we survive him!

We have an unqualified person as president.

Too many petty politicians and not enough statesmen

Too much catering to people not wanting to work, doing drugs, wanting free things. people need to work.

Too much political division

Too much violence Also, environmental issues are being ignored by the government.

too partisan, not caring what the people think, acting on special interest groups with money instead.

Trump

Trump administration is erratic & unstable.

Trump all trouble

Trump has made us a laughing stock on the world stage. His extreme narcissism makes him temperamentally unsuited - to the point of being dangerous - to the office he holds. The republican-controlled Congress has completely abandoned its constitutional responsibilities in this regard.

Trump has started to get the county back to the right track.

Trump has turned the economy around

Trump is a dangerous president.

Trump is creating a mess

Trump is dangerous. Dictator in the making.

Trump is destroying our democracy and dividing the country.

trump pandering to neoNazi and other hate groups is disgusting

Trump!

Trump.

Ugh! Divisive Trump

ultimately i believe that there will be a form of balance - the unseen must be seen in the light for change to happen

USA is going in the RIGHT direction.

All for rich white men; less for poor and women

Appointed two conservative Supreme Court Justices, Lowered taxes, job growth, etc

Bipartisan politicians causing degradation of country. Their primary aim reelection. Time for term limits!

blindness to climate change, abusive treatment of immigrants, dominance of 1% in politics, erosion of health insurance, erosion of worker protection, voter suppression, police killings of minorities, leadership attitudes toward women and minorities, corruption on a massive scale

Concerns about our border problem...nobody want to tackle it!

Conservative values being brought out from hiding and more normal.

Corrupt politicians; no one getting along in Congress; no bipartisan movements
corruption, racism

Crazy leadership in White House; unethical Republicans, e.g. Supreme Court

Current great President

Current political news is embarrassing both in the US and internationally. Our healthcare system is expensive and of lower quality than many other countries. Our infrastructure is not being maintained. Our protected natural spaces are being diminished. The opioid crisis is not being managed well. We don't invest enough in high density energy storage technology. STI's are on the rise. The census is being warped by political ambition. College is stupidly expensive and prepares graduates poorly for their real jobs. Most well water is disappearing. The average person keeps getting fatter. The average person is dying younger. The unemployment rate is too low now. Protectionist trade practices will undermine the efficiency of our economy.(see british corn laws). I do like the conversations about gender pay equality and sexual harassment. I do like the growth in renewable energy. I do like the movement of people into urban environments. I don't like the growth of income inequality.

Dangerous leadership in the White House and a Republican majority in House and Senate which protects its powerbase at expense of doing what is morally correct !

Deconstruction of a functional democracy by a revanchist patriarchy.

Deregulation, tax reduction, GDP of 4.2%, North Korea no longer shooting missiles over Japan, trade agreement with Mexico & Canada to replace NAFTA - all positive indicators for this country.

Division, hate, wage stagnation, and now the unbelievable Kavanaugh appointment
divisiveness and Trump

Divisiveness resulting in nothing being done for the good of citizens in the other 99%

Donald Trump

Donald Trump-BIG MISTAKE-a terrible role model & a bully in every way

Donald Trump's abhorrent form of leadership in all areas has led to tremendously negative consequences in the country.

Economy is doing great

Economy is great unemployment is down

Economy is much improved . Political discourse is at an all time low. President while I may not like him personally has done some very good things for America on many front. Party opposition on both sides is tiresome.

Economy, stock market, unemployment all at record levels

Everything about Donald trump is revolting corrupt and unjust

Everything that Trump and his administration touch is a disaster for US, domestically and globally.

Everything. Cruelty is a hallmark of Trump administration. Incompetence. Reductions in environmental and health protections. Cuts in programs for the poor. Insane foreign policy. Withdrawals from international alliances. Trump praising dictators while being rude and dismissive with traditional allies. Cuts in foreign aid and refugee programs. Cruelty towards immigrants especially children. And more...

Except for fake news (need to establish penalties/consequences when media lies) and ugly protesters. Why aren't they charged with disorderly conduct/harassment?

Federal government

Federal policies on immigration, the environment, trade, health care, personal rights and international relations are going to have a huge negative impact on our lives for decades to come. Generally people have more money in their pockets due to the improved economy, more jobs, lower taxes

Get rid of the President and his destructive, bullying, mean, boorish ways..take away twitter.

Highest level of political fighting, a President who is not focused on civil rights, corruption.

I am afraid. Of Everything. I feel like we are sliding backward at a sickening pace. I fear for my children and their future.

I am distraught about the direction our national leadership is taking our country.

I believe Pres. Trump is making our country look terrible to the rest of the world and his lack of trying to be President of all the U.S. is disheartening.

I disagree with the president on most matters. That's putting it politely.

I just don't know.

I was not a Trump fan, but he has delivered tax cuts and more importantly two excellent judges to the supreme court. The economy is up and it has been healthy to question our multilateral trade and security agreements.

Illegals

Important regulations being overturned, unqualified cabinet members overseeing important programs that impact American families in a negative way (Education, HUD, EPA, etc)

It all starts at the top. Trillion dollar budgets accomplish far less because of waste.

Lack of cooperation

Look at the economy and the hate and discontent of the Media outlets.

Lying has become acceptable in the highest office in the land.

More individual freedom, less government regulations, more faith in individuals to work together and help each other and not rely on big government to have all of the answers

Nation elected corrupt individuals and we're paying for it.

No action to deal with global warming. Control of the rules of the economy by the super-rich

One word. Trump

Our Commander in "Chump" and his administration are destroying the integrity of our country and making us the laughing stock of the United Nations.

Our leadership is divisive and erratic and is putting our country in danger.

Partisan politics is damaging our country, domestic and globally.

People like me don't care about the stock market. The tax changes hurt me as a single parent. I am afraid my children will never achieve what they are capable of thanks to the high cost of college. They will graduate with a mortgage payment. The people keep thinking wrongly by giving money back to people who don't need it. In this lifetime or 20, they'd be just fine.

Poor political leadership

Present leadership has no moral compass

President is a horror show. Terrible for the environment, terrible for civil rights, alienating our allies, total lack of empathy, decency, decorum

President Trump is an extremist who is a severe threat to our democracy. Congress is totally disfunctional, and the Supreme Court is about to be destroyed by the appointment of Kavanaugh.

President Trump is doing an outstanding job correcting the errors and mismanagement of the past 8 yrs.

Republican control of gov't is pushing a policy of exclusion and elitism

seriously wrong in all areas

Strong economy

Terrible GOP is destroying our country, no respect for our environment or preserving it for the future.

The anger and protest are have gotten out of hand. It is all about I not about all

The country is moving in the wrong direction as far as imigration, women's rights, environmental issues, human decency.

The country is split and we have lost the ability to respectfully disagree with each us.

The country is swirling down the toilet on so many levels. Economics, immigration, civil rights, women's issues, etc

the current administration is a threat to democracy

The current administration is racist, misogynistic, corrupt, and very possibly traitorous.

The current president seeks to undo every bit of good that was done in past administrations. Sad & scary.

The extreme polarity and personalization of political rhetoric is appalling.

the lowering of excessive regulations and a better tax situation has lowered unemployment levels and increased wages for lower income earners'

The nation is hopelessly divided

The Oaf in the Oval. Enough said.

The present administration does not believe in climae change.

The President has virtually abrogated the 1st Amendment. His arrogance and self-centered ness is an embarrassment and frightening

The president is a liar and an idiot, and Congress, especially the Senate, simply doesn't work.

The President is a rude, crude man whose policies are driving the national debt to a level which will destroy our grandchildren.

The Trump Administration

The Trump administration is a disaster for this country and the world. Inflammatory, divisive, impulsive, ignorant, cruel, militaristic, misguided.

The Trump administration is a disgrace and so much in government has been harmed and he has alienated our allies. He is so unpresidential that we are a laughingstock.

the war between the parties prevents developing a plan, much less act on it!!

These are scary times, & there are MANY countries that would love to see America fall.

Things are improving but politics are ruining this country. We have 2 parties but they do not even try to work together.

This country is mnaking a comeback thanks to President Trump. America will be great again.

This needs no explanation. We have a president who is mad as a hatter. His cabinet is systematically deconstructing and deregulating the very departments they head. The House and Senate support the mad man in the White House and his extreme right wing policies because they and their donors benefit financially from those policies.

Too many angry people.

Too many liberals telling me how to feel, what to feel, and how they want me to live my life.

Appendix 5: Economic Condition Ratings (All Levels) - Open-Ended Comments

A large portion of the US is not benefiting from current economic conditions, which currently favor a small slice of the population.

Again, people are being conditioned that this is okay. All we do is work now. I work 70-80 hours a week. One position is salaries and the other is PT hourly. Every month the bills pile up. I have \$400 to my name and that's for my water bill. My eldest just transferred to UMD and there's now a loan of \$20000 for one year. Plus he's working 20 hours a week and taking a full class load. This is not pulling ourselves up by our bootstraps as I grew up in an upper middle class family. I make less than my parents did in low skilled jobs. What I make doesn't have the buying power what they made did. In order to stay in my industry I have to maintain costly certifications. In order to maintain those certifications I have to spend money upfront and wait to be reimbursed. It's not a small amount of money. The fact that I have all this education and all these certifications has done nothing to put us ahead. I only shop at Walmart because it's all I can afford. I have a budget that teeters on the edge of losing everything every single month. Best part? I work on state and federal grants helping the poor. So I can sit and tell people all these things knowing that there just isn't enough money to live a comfortable, modest life in this state. I don't have a fancy house, I don't have a fancy car, no fancy gadgets. I fix broken things rather than replacing them and I can't afford to hire someone to fix them so I do it myself. Between medical bills and student debt, I have never been able to save for retirement. I'm 40 years old now and I will work until I die. Which due to the high cost of health care and my chronic illness, probably won't be too far off I. The future.

Although conditions are good, middle & lower income folks are STILL struggling.

Anne Arundel County: rank in educational spending has dropped precipitously during Schuh administration; Schuh administration makes money by collaborating with ICE to deny undocumented immigrants due process; Maryland: a governor who listens and is willing to work with the opposition party United States: a leader who bases his strength on his willingness to mock and insult fellow citizens and turn them against one another, and a party in power whose corruption, disdain for women and minorities, and determination to get their own way are features they don't even bother to hide, who openly admit to listening only to big donors...

At all levels, there are still a minority of citizens who have not benefited from the economic expansion, for a variety of reasons.

Being so close to the government agencies helps us out a lot. It puts a lot of money into the local economy. creates better paying jobs.It's a trickle down effect.

Current economic success is built on unsustainable foundation (too much debt and income inequality)

Doing pretty well. Always room for improvement

Economically, all are moving in the right direction. I just hope for those who don't "feel" it.

Good BUT not for everyone. There is too large a gap between the haves and have nots. The economy will not sustain the growth because of accumulating federal debt and mismanagement of economic policies.

great for upper-income but worsening for middle and lower income households

Health care taxes to cover ACA have made employee and private insurance too expensive

I hope all parties continue to resist the temptation to increase taxes, because I believe tax discipline is the best spur to economic growth and impediment to overreaching government.

I quit my professional job at age 61 but my sons (30 and 28) are struggling to find decent employment. I don't think young people will have the same or a better world than their parents.

I say poor for the US because of short term decisions that are being made by the current administration.

I still feel that there are not enough well paying full-time employment with benefits in Anne Arundel County and Maryland.

I struggled with this, because of the vast inequities in the economy. For so many, the economy is only fair. I think that locally, for the most part, we are making sensible decisions, but nationally, the government seems to delight in the wide gap between rich and poor.

I view many questions through the eyes of someone who sees no upward mobility for the average person. Life is a struggle to get jobs, health care, child care, education. GOP wants to blow up safety nets. In some areas of the US, there are many people out of work that do not show up in the stats and many others who cannot afford medical insurance

Loss of middle class will be detrimental to the health of the USA.

Low wage jobs replacing well paid jobs is not progress

Maryland is a high cost of living state - incomes are also higher. Personally doing fine but I don't know how everyone else is doing.

MD & AAC benefit by the location near DC and government opportunities. The US economy has become dynamic after being stagnant for at least 8 years during the previous administration.

Middle class wages are not increasing at a pace that is commensurate with the low unemployment rate much too big a wage gap between ceo and worker bees

My family haven't seen an increase in our paycheck.

Need jobs

On fixed income. Prices soar. My income shrinks.

Our state would fair better if the taxes in general were lower. Other states are fairing better due to the Trump tax cuts. More money in the hands of consumers makes a stronger economy & lures business to return to do business in our state and create more jobs, more tax revenue for the state

Republicans in charge means lower taxes & economic growth

Rich get richer, everybody else??

Still too many people without enough money for basic needs.

Stock market is booming, More jobs available, etc

Thanks to the guidance of officials in the Obama administration, the economy is OK.

The inequity between the very wealthy and the poor is very disturbing. I think it can upset the economy. The national economy looks good at the moment but because of tax cuts and debt increase our country is heading for big trouble.

The Obama economy continues until Trump ruins it.

The rich get richer, low minimum wage, women still underpaid.

The traditional economic measures don't tell the true story about conditions for middle class and working people. Too many people are under employed, underpaid and uninsured..

There are areas doing poorly across the country that are economically vulnerable

Things seem good in our area but lots of places across the US are still struggling.

Too much not good anymore. Am worried about my children's future

Too much poverty given resources spent inappropriately.

unemployment record low, inflation flat

We are fortunate in AA County and in Maryland to have low jobless rates and high tech industries. The country as a whole is doing much better economically than people realize. Thank you Obama.

When everyone who desires is working full time at better than a living wage, and can find high quality affordable housing in safe neighborhoods with excellent public transportation things will be much better! when you talk to merchants, they are neither optimistic nor pessimistic; you read the newspapers (NY Times, WashPost,, etc) business sections and front pages, there is not a lot of enthusiasm for growth.

yes there are jobs. Most people I know in the Country are being underpaid or having trouble finding jobs that cover their expenses
Total

Appendix 6: Issues - Open-Ended Comments

Abortion should not be allowed after 3 months unless mother's health is in jeopardy

Do NOT limit a woman's access to a safe and legal abortion. Do NOT.

Don't mind redistricting, but not if involves kids spending longer time on buses....

Gun law sounds good -- BUT not sure how the law would be implemented and would the "charged person" have recourse (without extreme costs) to fight the court order and implementation.

I strongly feel that using school redistricting to reduce racial disparities has an extreme negative effect for students and families. Remember social engineering DOES NOT work. My child is bused to a Title 1 inner-city school. The classes are not disciplined and out of control. I have to spend an average of \$100 per week for at home tutors to compensate what my child does not learn in public school.

I support abortion access only before 25 weeks when brain wave activity can be measured.

I support it for pregnancy due to sex crimes and assault. I know having been through the process that there are tons of people out there that would adopt an unwanted kid after birth. There is no reason to kill an unborn child unless it is due to a crime.

I'm a Dem so...

I'm not sure increased tolls would actually decrease traffic jams. How much are they going to increase?

What are the hours. I really don't know enough about USMCA to compare it to NAFTA. This seems like a partisan question.... I don't think unproven accusations should stop people from getting most jobs.. but the supreme Court in different. Also I don't want another conservative Justice.

Laws are currently available to limit access to firearms in domestic and violent issues.

Need to know specifics on Casino money - uses & amounts; education - funding, performance of students on testing; money doesn't solve a broken problem. Need more info on impact of toll amounts on traffic jams.

No taxpayer dollars used to provide abortion!

Not sure what retirement age is for Maryland judges but I am against life time appointments for Supreme Court Judges

O

Opposed the the murder of humans.

political graft is serious problem; older white men [county council] even considering a limiting resolution is an affront to all women - STAY OUT OF DEEPLY PERSONAL DECISIONS like this

Regarding school redistricting: Would like to see the cause of disparity addressed, i.e. poverty, so that racial inequality is reduced and all neighborhoods would be accessible to all races. Crazy dreamer that I am.

Regarding the Kavanaugh appointment: regardless of the accuracy or inaccuracy of Professor Ford's accusation, Kavanaugh displayed a level of partisanship during his confirmation hearing that should be disqualifying for a Supreme Court justice. He has also been accused of perjury in his Congressional testimony, an accusation that was ignored in the outcry over the attempted rape accusation.

Right wing claptrap

Should raise gas tax and eliminate toll roads

Strongly oppose any restriction on access to healthcare for women of ANY sort.

That county council resolution was unbelievable—I continue to get upset that men are legislating laws that only affect women.

The county, in fact all government, should be colorblind. Children should attend neighborhood schools. We don't need a mini-reprise of the misbegotten court imposed busing which did nothing for race relations.

The questions in this poll are phrased in such a way as to direct its outcome. This is intellectually dishonest and cowardly.

The right of a woman to control her own body is essential. Religious extremists have no right to interfere.

The separation of church and state is fundamental to our democracy.

The government should stay out of my bedroom.

We have race problems. We have women's rights problems. I don't support a mandatory retirement age for SCOTUS but I do believe terms should be limited and that each president should have two appointments and special appointments in case of death. No one needs to be involved in a woman's access to an abortion outside of the woman and her doctor. Not your business. Stay out of my uterus. On the off chance that I would get pregnant now I would have to terminate due to my health. That's not for anyone else to be involved in. Not your business. Abusers should not have access to guns. Period. This is so silly that it even has to be talked about. Also restraining orders need to be enforced and when a victim of domestic violence has been treated at the hospital, the abuser should have to wear an ankle monitor. It's 2018, I can find my iPhone with an app, we need to do better on this. I think the casino money should be used for what will benefit the state as a whole be it universal healthcare, no cost community college, things like that. Please stop messing with the tolls. I work in partnership with a company in Easton. We have meetings, sometimes we pay the price of traffic. Just leave the tolls alone. People aren't going to drive from AACo all the way up 95 through Cecil county and back around. It's just mean. How about we build another bridge? Maybe two? One from Harford Co, one from St. Mary's or Calvert? Instead of trying to punish people for bringing revenue to Ocean City or the Delaware beaches.

We need to amend the US Constitution to abolish the 2nd Amendment: "A well regulated Militia, being necessary to the security of a free State, the right of the people to keep and bear Arms, shall not be infringed." We need to amend Maryland Constitution to remove Art. 36: "That as it is the duty of every man to worship God in such manner as he thinks most acceptable to Him, all persons are equally entitled to protection in their religious liberty; wherefore, no person ought by any law to be molested in his person or estate, on account of his religious persuasion, or profession, or for his religious practice, unless, under the color of religion, he shall disturb the good order, peace or safety of the State, or shall infringe the laws of morality, or injure others in their natural, civil or religious rights; nor ought any person to be compelled to frequent, or maintain, or contribute, unless on contract, to maintain, any place of worship, or any ministry; nor shall any person, otherwise competent, be deemed incompetent as a witness, or juror, on account of his religious belief; provided, he believes in the existence of God, and that under His dispensation such person will be held morally accountable for his acts, and be rewarded or punished therefor either in this world or in the world to come." <https://www.nytimes.com/2014/12/07/us/in-seven-states-atheists-push-to-end-largely-forgotten-ban-.html>

We would need to research more information on "using school redistricting to reduce racial disparities".

Women should be able to make health decisions for themselves

Women should have the right to seek abortion. However, it should not be funded with tax dollars.

Women's access to abortion is not the county's business - unless the county is prepared to raise the child who is not aborted.

You didn't ask, but I oppose the runaway increase in casinos/gambling. We aren't making enough from it to cover all of the problems it creates. The only folks who benefit are the owners.

Total

Appendix 7: Teacher Salaries - Open-Ended Comments

A teacher has a bid responsibility to educate our children.

Anne Arundel County cannot compete for highly qualified teachers who can earn much higher salaries in Montgomery and Howard ,Counties.

Assumes 2+ months off in summer. Could add retention bonuses.

Benefits are excellent

But should go up when they have extra credentials

But, there should be strong opportunity for advancement in both duty and salary.

But... they should not have to spend their own money on our kids. Many of them do this due to lack of resources available.

Given how expensive it is to live in Anne Arundel County, that is remarkably low pay for a teacher.

Have family that are teachers. They put up with a lot of unruly students in try to teach and can really do little about it. Many parents offer no support to the teachers and have abdicated their role as a parent and expect teachers to fill their role. Teachers deserve better pay. For the money they get it may not be worth teaching.

Hiring quality teachers is vital to the future of our young residents. Providing higher salaries will help retain good teachers who currently work in our schools and will attract quality teachers to our area.

I don't know any supporting info - do starting teachers have to have a masters degree, are there regular annual raises, is this for 9 months of work?

I feel that starting salary is commensurate with graduating from college and starting out.

I started at 8,600 a year as a science teacher. I believe that the BOE has too many people drawing too much money. If administrative persons hold a teaching certificate they should teach at least 1 class or more a day.

I'm not sure how their raises are determined, but that is a good starting salary with the knowledge if they do well, they get consistent raises annually.

If it were a 40 hours a week job and they did not have to purchase supplies with their own money, it would be different. But that is not the case. We are losing good teachers and people who would be good teachers

If we had better teacher candidates -- maybe an increase is appropriate. BUT based on the teachers I have observed for the last 10 years --- no way. They don't teach -- they INDOCTRINATE!!!!

Is the county having trouble recruiting excellent teachers at that rate? If so, they should offer more.

This is an economic question, not a moral one. I am a teacher, but my choice of profession does not imbue me with virtue that makes my job worth more than I and others choose to accept for the work.

Is this a trick question?

It depends on teacher qualifications and rates of future wage increases

It is common to hear that teacher (and police/fire) pay is low. Two issues: 1) there is no correlation between high pay and higher education outcomes (DC and PG county pay much better - are their schools better? - Baltimore schools are a scandal). 2) Total compensation for teachers who vest and retire, including pension and health benefits is actually pretty good, especially if the teachers take advantage of the defined contribution programs, one of which, 457, is only available for teachers I think. Unfortunately one does not know in a specific case how well a teacher did regarding compensation until after they and their surviving spouse (if applicable) die.

It might be a bit low for attracting the best & the brightest, but then again, starting salaries are increased with performance

It's a 10 month job, so you can't compare salaries to a 12 month job yet they get full county benefits. If they want higher wages it should be a 12 month position where during the summer they could write curriculum, analyze data, lesson plans, etc.

Its hard for a first year teacher to live in Anne Arundel county making those wages

Many jobs are underpaid. Social workers, for example. Many people work two jobs to supliment income. I do. I'm sympathetic but tired of the teacher focus. We need living wages for all!

Minimum should be ~\$30/hour or \$57600

Minimum should be \$30/hour based upon 1920 hours/yr or \$57600/year

More important is that current teachers receive higher compensation, make up lost step increases.

Powerful teacher unions have hogtied local and state governments with high cost of their pensions and health benefits. Teachers should be paying more for health care, for post-retirement health care and contributing more to retirement.

Pretty good starting salary.

Public school teachers should earn at least \$75,000 per year for starting. The AACo BOE administrators make too much money. I bet every BOE administrator on 2644 Riva Road makes over \$100,000 per year.

Quality people must be encouraged to become teachers, and to stay in the classroom.

Teachers are badly underpaid. They shouldn't have to take second jobs to support their families.

Teachers are expected to have masters degrees and keep up with yearly training.

Teachers are never paid enough.

Teachers are required to nave a Masters degree in many places and use personal time for their jobs, they deserve better pay

Teachers deserve a higher salary. They are teaching our future leaders.

Teachers do well for the amount of work they do. They constantly show the starting pay. Have a look at the top pay at 15yrs!!! Extra money should be spent on education ie the school bldgs and supplies that teachers need. If their salary all went home they would be sufficiently paid.

Teachers hold masters degrees, who on average, earn \$80,000/yr in most all other fields. The most concerning is veteran teachers who have been completely ignored in the raise in pay. Despite contractual pay increases, this teacher demographic has fallen behind in the pace of salaries. Veteran teachers, 10 yrs or more made less in 2017 than they did in the previous 2-yrs

Teachers unions have been too powerful in the past and their benefits outstrip those available to average employees. Teachers should contribute more for health care and retirement.

Tell the politicians to live on that and pay student loans that just went up to 11%

The county and state governments already provide significant benefits toward teachers over other county employees. It is unbalanced.

The health benefits make the total compensation way higher than it should be for a job that has the summer off.

The State and county should strive to pay all it's employees better.

They take too much work home.

This is not a bad starting salary but teaching is a hard job and requires initial education and continuing education — I'd love to see a beginning salary of \$50,000.

To reduce school expense and eventually pay teachers more, the administration staff should be downsized and salaries limited. I would like to see the local jurisdictions control the school policies not the Federal government. Ever since the Feds got involved, achievement scores have gone down.

We are losing too many teachers to competing jurisdictions

We need to lower administrator salaries and even eliminate certain top level positions. There is TOO MUCH money going to education and too much of that is being sucked away by the top levels of "Big Education". More of that money needs to filter down to the classrooms but management and union leaders are corrupt thieves. The teachers have nice benefits and don't even work all year! Considering that, the starting salary isn't bad. BUT...I'd rather teachers and classrooms see more money and administrators see less.

What needs to change is the bloated Dept of Education

When the average rent is \$1600/m and they most likely have debt up to their eyeballs, what makes you think that's a decent wage? Don't forget all the money teachers spend out of pocket for supplies and resources. Up it by 12k, give them real raises above just cost of living. Make sure they have the resources to teach and then allow them to do just that... TEACH!

Appendix 8: AACC Use of Cable Station - Open-Ended Comments

A discussion of demography would catch my attention.

All this depends on how well it is presented. These can't be learn-as-you-go presentations. I don't know if the budget is big enough.

An ongoing program that introduces prospective students to the application process for AACC as well as continuing application process for transfer students to four year universities. Also information about financial aid at all levels, application deadlines, processes and scholarship hunting advice. My childrens' experience with this process at AACC was abysmal. The school needs to do a better job reaching out to the community it serves. Not all prospective students are adept at navigating this process and are unaware of the resources available to them. A one stop, easy access that students and parents can view together would be helpful rather than having the student, who is already intimidated by the prospects of his/her new responsibilities, huddled over a smart-phone, afraid to ask parents for help....you see where I'm going with this.

As long as programming is not left leaning.

broadcast courses general public can audit... could be actual class lectures taped for consumption

College cultural events

Coverage of local events would provide valuable media experience for AACC students.

Does this TV service have an educational purpose that will enhance the learning experience of AACC students? If it does not, shut it down and redirect the money. A government program in search of a mission should be suspect by every taxpayer.

Educational presentations

Expanding programming to include public school student activities.

Havn't used this programm

Hire me for a political panel show.

I answered not interesting because it seems all colleges these days are all liberal thinkers and I can get that anywhere on MSM

I do not watch much television, but if I did, I would watch something informative.

I do not watch television.

I don't have cable television.

I don't watch television, so none of these choices would apply to me.

I have satellite only (DirectTV) and do not have cable. Cable TV is on its way out and not everyone has FIOS.

I like lectures on a variety of subjects.

I like watching foreign movies and shows on Dragon Digital TV.

I was unaware of this. Perhaps it could offer lectures on demand for student taking online classes? Something help them stay engaged in the learning process differ from looking at a laptop.

I would like to support the community college. Highlighting our county students would be awesome!

I would love to see the Choir and Opera AACC performances. I participate in the performances, so, never see the results of our hard work.

I would watch guest lecturers on variety of subjects. Love AACC! Great community asset.

Identify the current programming with more than "AA Community College" label --- like what is being presented!!!!

If the faculty is the programming content, get ready for a load of left wing propaganda.

Informative programming, such as "How to use today's technology"

Invite speakers on both sides of an issue; not just far left as is typical
non-credit classes.... art classes, yoga and exercise, dance, etc.

Political forums

presenting access to a class online would be fantastic. Obviously, to obtain credit, a student would have to enroll, but the general public could benefit from the opportunity to audit classes.

Sharing programs with/from other statewide and national community colleges on a regular basis.

Sorry, nothing here looks attractive.

We do not pay for cable TV. Most of these programs should be on the AACC's website.

Total

Appendix 9: County Better/Worse/Unchanged – Open-Ended Comments

"Improving the overall quality of life in our county? too danm many people. need to weed out a few. AA county has high opioid problems and I have no idea about improvement in the problems. I'm a nurse and a high percentage of patients I see abuse pain medication. I also care for patients with inability to afford adequate medical care and long term care for disability related illnesses. Rent is too high.

Abhor the "lowering" of taxes argument always used as political fodder; county/state/federal programs rely on tax revenue. Cost of living rises nearly every year, taxes should realistically rise correspondingly - the "breaks" given to wealthiest households is [should be] criminal.

Anne Arundel County does not do a good job with managing growth and development. Everyday is traffic congestion throughout AACo. EVERYDAY - NIGHT AND DAY always back-ups and car accidents.

As a retired teacher in AAC, I know that schools are not allowing teachers to treat children as children. The curriculum views young children as pieces of data. I know of NO teacher who loves their job. I taught for 30 years and loved teaching until common core and all of the testing and accountability criteria invaded the classroom. Let teachers teach and reduce the workload. Every single teacher who is doing his/her job is working 60 hours or more a week. Those who are mandating school curricula and procedures know nothing about the classroom. This is the only reason I retired. It's a horrible job now, and my stress level was doing me physical harm.

Growing gang violence in the county is frightening. The police need to fight it more effectively. How ridiculous that you no longer accept plastic bags for curbside recycling pick-up...Do you really think that people are taking them to landfills that are 20+ miles away?...My grocers do not accept them, so they go into my trash...A pity...

I believe Steve Schuh is in bed with developers and they control too much power in the county. Not enough public trnspotation.

I grew up in Calvert Co. lived in Montgomery Co from 1995-2005 when I wound up here in AACo. I live in Pasadena, a short walk to the water, in a very modest home, with my 3 children. I think the county is beautiful, I think the state is beautiful. But it's a state of struggle to maintain the middle class standards. I know so many of my friends who struggle financially. Our incomes just aren't keeping pace with the cost of living. I know younger people who can't afford to move out because of student loan debt. Which is money they could use for rent. They graduate and get a job making less than what I was making in 2004 with no degree. We don't offer enough training to teach trades. I work in a trade, finding qualified people to do this work is almost impossible. We look down upon these jobs like they're for dumb people when in fact what I do involves incredible mental acuity, attention to detail, mad math skills, knowledge of physics/thermodynamics, structural loads, solar gain, and many other science elements. The fail rate on these certifications is 60%. The tests designed by MIT. So no these are not jobs for stupid people. But they also don't require a degree. Ethics in politics? No ethics exist thanks to so much buying of politicians on both sides. Grasso's latest remarks just show that we have a low bar. The froth makes zero sense. The traffic is horrible. Once sleepy little towns are now parking lots. People don't live where they work and our public transit options are pretty slim. I wish I had the option to use transit.

I realize that the Opiod numbers continue to grow, but at the same time I see the scope of the problem and that the county has truly made this a priority

I think that this county has much of the same problems as the country as a whole, which is the gap between rich and poor. We are not taking good care of our poor or working poor. Too much wealthy growth, not enough affordable housing.

If County, State, and Federal will not do it, citizens will have to step up to make it happen. See:

ACT: <http://www.capitalgazette.com/news/ac-cn-new-church-coalition-20181006-story.html> SRA:

<http://bayweekly.com/articles/where-we-live-steve-carr/article/severn-river-associations-first-century>
Nice place to live but expensive. Not good for young couples or retirees.

Opioid crisis: some things put in place are working & some are not. Treatment is more available (a positive outcome for HCAM). Drug arrests are down in a post Freddy Gray world. What was once probable cause is no longer probable cause. Treatment that was previously ordered by the courts or probation/parole as intervention has decreased. Where arrests & courts used to be the crisis that brought individuals into treatment, now it is overdose.

Our county is located around the Chesapeake bay and is always going to have more expensive housing. Nicer areas. There is nothing wrong with that. I was not given anything to get started. I worked hard and a lot. This enabled me to afford things that others could not.

Our state/county should not be a sanctuary state.

Over development is at the root of most problems in the county.

Over development is risking the very reasons people are attracted to AAC.

Over development results in increased traffic and decreased quality of life.

See comments to Question 1.

Several roads that I use have recently had the traffic pattern changed. But, it seems to objectively made traffic worse. They added lanes that aren't needed and didn't improve the places where traffic gets backed up for miles every day.

Teachers, police, and firefighters need to be compensated

The county needs to slow growth. The roads are too congested. The county is probably doing it's best in drug assistance. I don't believe in medical marijuana. It will be abused like handicap parking permits.

Too much development and poor road conditions.

Too much emphasis on the wrong support to homelessness and poverty. Example is the Cromwell Shopping Center in Glen Burnie with panhandlers, homeless and loitering. It is the terminus for the light rail from Baltimore providing access for criminal element. An example of the right support was making illegal to panhandle on the roadways. That solution should be extended.

Too much growth, traffic, congestion of other kinds, misdirected education funding, not enough care for the environment

Traffic congestion is a problem but speeding and violation of minor traffic laws is a big problem that needs to be address, driving speeds need to become a focus point with speed cameras, more police enforcement and higher fines. Fines should be weighted based on violator's income, much higher fines to those who can afford them otherwise small fines are speeding passes.

Transportation is a vital component of education, employment, ability to use government or social programs on health, food, and education. The State, County, and City have NO, I mean absolutely NO, transportation system!! We tell people to get a job? Good entry level jobs are available at the Annapolis malls, but how do you get there? If you need to go to a doctor at an AA county hospital, what transportation would you use? Private that's for sure, since there is NO public transportation!! Baltimore or DC? NO transportation!!

We can't expect the county to keep up with the increasing problem of the opioid epidemic. I wish we could come up with a good solution, unfortunately drugs will remain a problem into the future.

Well, the pot holes and paving issues are being addressed. Regarding opioids, we need more drop off places for unused meds. The one at the police station is always full.

Worse: The FAA is threatening to remove a massive amount of trees from the area north of the airport, where I live, including some in my own backyard and the county seems unable to stop them. This cockamaimy maglev idea is back again and the politicians are saying no with their lips but seem to have no power to prevent. Light rail is a problem in my area and similarly the politicians make noise but it is unclear that they are fixing the problem. On the positive side, the county has been replacing street lights with brighter, more energy efficient LED versions and the results are amazing.
Total

Appendix 10: Democrats – Open-Ended Comments

#walkaway The Democrats have gone crazy

Also consider myself an independent

Everybody thinks they're a moderate.

I agree with many initiatives, but believe that long-term stability requires prudent financial planning

I am a moderate independent. I register as a Democrat to be able to vote in the primary elections.

I am registered as a Dem, but I lean moderate, which is not the current direction of the party and so don't feel like it fit in it any longer

I don't vote "all Democrat". I vote for the person I believe will do the best job, despite his or her party affiliation.

I listen to both sides, and support the individual issue more than which party supports it

I often find my self to the left of the mainstream Democratic Party.

I switch parties in order to vote in whatever primary has someone I like or dislike

I used to be a Republican

I vote based on certain issues that are important to me and overwhelming these issues are supported by Democrats.

I was a registered Republican since 1972. Switched to Democrat in March 2016. I disgusted by GOP response to Ibsna election in 2008. They did everything possible to oppose his administration especially the possible confirmation of Garland to SC.

I'm not sure what that means. I am not a centralist.

I've been a registered republican since 1972 and changed party affiliation to democrat in March 2016.
moderate Democrat

moderate socially, conserative fiscally

Neither party has all the answers. The parties need to compromise; to be less rigid

Progressive, Unitarian Universalist, Humanist, Naturalist

Registered Dem but vote across party lines when there is a better candidate

Strong on many issues, a bit more fiscally conservative

Two inches short of Socialist.

Was a Republican until Trump won the party nomination

While I consider myself, philosophically, to be more of an independant, the behavior of Republicans on the national level has been so unethical and partisan, that I cannot countenance even thinking of voting for anyone who has remained with that party.

Would be Registered Independent if that were possible.

Total

Appendix 11: Republicans – Open-Ended Comments

At the local level I have supported effective politicians regardless of party. My bias is on the conservative side for national issues.

Before this election I was a strong republican but the party now is just a pawn for Mr Trump and has not shown any backbone is reining in the worst impulses and actions of Mr Trump who has done great damage to the country. I would change my registration to Democrat except that the county has strong republican politicians and I want to vote in the republican primaries.

Constitutional conservative

fiscally conservative, foreign policy hawk, yet more liberal with social issues

I am a Constitutionalist. I firmly believe in the Constitution. I will vote this year for Hogan only because I want to defeat the Socialistic Democrats. Hogan is one of those in my personal opinion. I will certainly not vote for Jealous. I do not believe in government taking responsibility for lives from cradle to grave.

I am a Republican because of one person who I wanted to vote for in the primary. When this person retires from public office, I'll switch political parties.

I am a strong conservative but not necessarily strong Republican.

I am moderate

I am more libertarian in my outlook than the Republican establishment, particularly the MD Republican Party.

I have an open mind --- and most of the Democrats are "socialists".

I think our party system is failing. Many concerns for our country!

I used to say I was either a conservative democrat or a liberal republic. The tenants of the liberal democrats and their "resist" politics not matter what when they are not in power and unwillingness to compromise on anything - just be because - I have to say I am more republican.

I will be voting for the person, not the politics

Moderate republican who supports some democratic issues like choice for women's reproductive rights.

Somewhat strong because republicans in power have abandoned many of the principles that made the U.S. a strong republic in the first place

vote for who is most qualified.

When it comes to being a moderate Republican.

Will be changing to Independent after November elections. Ashamed to be a republican.

Total

Appendix 12: Governor's Race Level of Information – Open-Ended Comments

Attended a debate - LT Gov candidate Turnbull showed up instead of BJ (that was OK). Impression I got was that BJ is a leftist - not something I could support.

Ben is a radical. If his policies were actually put in place, Maryland taxpayers would be broke.

Ben Jealous = socialism, gerrymandering & higher taxes

Ben Jealous is a socialist (big tax and spent) while Larry Hogan has been very even keel about taxes and spending. It's been Mike Bush and Mike Miller who have influenced the General Assembly about taxing and spending.

Even though Gov Hogan is NOT conservative, he at least will keep us from heading into the extreme socialist direction of Ben Jealous. I oppose open borders and socialism destroys the economy

Hogan is a life-long resident of the state. Jealous is, to be blunt, a carpet-bagger.

I always stay informed when it comes to politics and I wasn't a registered Democrat until this year.

I am not a Hogan fan. He is better than most modern Republicans, but that is a pretty low bar right now

I can't stand all the political talk.

I like Hogan

I now vote in RI

I watched the gubernatorial debate, visited candidates' websites, and read nonpartisan voter guides.

I will not vote for a Democratic Governor this election.

I'll do my research before voting.

I've been very interested and pointedly observant

Jealous is very unspecific, talks big plans, not discussing how to pay for them.

Jealous would be very dangerous to our State. We cannot go backwards.

No matter the stances, I'm not voting for a Republican after what Trump and Mitch McConnell are doing to this country.

No very happy with either

Sadly, newspaper subscriptions are down, meaning more and more people are relying on the least accurate resource for information - television and radio - a 90 second segment passes for an in depth analysis!!

saw their debate on TV

The democrat candidate is a socialist. We are a democracy.

Think Hogan has done a good job.

Though Hogan is Republican, I have been happy that he hasn't automatically aligned his policies and actions with Trump. For example, he didn't wait on the sidelines to show and express support for ACA.

Until now knew nothing of Ben Jealous

Total

Appendix 13: Explain Vote for Governor – Open-Ended Comments

Best candidate for 2nd amendment rights but mr hogan does not truly support those rights.

best of the bad choices

Going to do more research when I receive my spec ballot.

He has done a good job for Maryland. Since he personally does not support Trump, I don't think he should be punished just for being a Republican.

He has proven to be a smart, thoughtful governor who listens to both sides and does not play politics

Hogan is a good person. I just wish he would lay off Trump. I realize we are in a dark blue state though and bashing Trump helps get Democratic votes.

Hogan is doing a good job. Jealous is an extremist.

Hogan is no moderate. He is a big money developer funded by dark money.

Hogan seems to be doing a good job. He supports a woman's right to choose. He doesn't seem to be influenced by the NRA. He does not support Trump. He seems like a good and reasonable man.

Hogan's good for an 'R' but he's lousy on education. I most likely go for Jealous.

I am not thrilled with some of his positions and he will lose anyway. It's a protest vote against hogan

I don't think hogan has done badly. Don't like environmental policies. Not sure if jealous would better Maryland. However where I think hogan has tried to be bipartisan in his current tenor, I worry with a second term he would lose that desire and become more towards the trump policies.

I like his bipartisan approach, & feel he will continue to be a good Governor for Maryland.

I like Hogan on many levels but because Trump is President I don't trust the Republican party

I was a state employee for 2 years under Hogan. I think Hogan has done a decent job to appeal to progressives like me and follow through. I may not 100% agree with him on the hows and I certainly didn't agree with who he chose to run the department I worked at, but having had the pleasure of meeting him and laughing with him and hearing his thoughts on a lot of things, I think he understands that sometimes we need to take baby steps forward or else we will wind up with a Trump.

I'll hold my nose when I vote for him.

I'm tired of paying for other peoples free stuff. I am tired of MD being a sanctuary state I am tired of our children not learning about civics and history in school. I am tired of our schools teaching about LGBTQ, but not about math and english

In RI

Jealous has been a disappointing candidate, but still preferable to Hogan who has allegiances to the fossil fuel industry and may feel more free to pursue Republican policies when he is not running for re-election.

Jealous is scary

No clarification necessary. I will vote for Hogan

Outstanding governor over these years despite the democrat dominated legislature opposition.

See my responses to questions 10.-12.

The debate really cemented my choice of Ben Jealous. He has a clear vision for Maryland as well as plans for implementation of his proposals. He was polite and respectful throughout the debate, even when Hogan was not. Jealous appears to have the leadership skills we need in our state.

this is a very uninspiring campaign! What is the driving goal of either candidate other than being elected? I am/was not a big fan of O'Malley but he had goals and ideas, something neither of the two present candidates have!!

We are at a good place with hogan

We could not afford the ideas of the Democrat wants to shove up our backsides!!!!

We need change

Would like to vote for Ben Jealous as a protest vote against Republicans; however Mr. Hogan is relatively moderate so still undecided as to which way to go

Total

Appendix 14: Explain Vote for County Executive – Open-Ended Comments

Default to Democrat when uninformed

Haven't heard of any debate scheduled

He is much better qualified.

He's done well. He is a moderate.

I heard the responses to both candidates at Anne Arundel Connecting Together ACT Thursday night
<http://www.capitalgazette.com/news/ac-cn-new-church-coalition-20181006-story.html>

I like his ideas about smart growth

I'm attending a function tonight and Schuh will be speaking. I'll form an opinion based on what I hear.

I'm still in the process of learning about Steuart Pittman.

I'm a teacher and Schuh does not support teachers!!

In the current climate, probably going Democratic all the way

Pittman really does put people before politics.

Schuh is a crook

Schuh's policies about teacher pay over the last several years is driving my decision

Shuh is an assclown

Steve Schuh dropped the ball

Steve Schuh made the agreement with the federal government to turn undocumented immigrants over to ICE and also signed a 287g. The county makes money out of these agreements.

Steven Schuh has never come through or supported schools nor their educators. He may therefore go find himself flushed down a toilet of a school in Detroit.

Voting in RI

Wholeheartedly

Total

Appendix 15: County Executive Highest Priority

A lean, efficient, and effective governance process
Adequately funding schools and public safety.
Affordable housing
Affordable Housing
arts and education
Balancing budget with services
bring openness and honesty to the office and get control over development in our green spaces.
Budget
Business development
Business management
Climate change
Clean up the county government, enforce the existing laws (police dept.).
Cleaning up government waste
Combating the rampant addiction epidemic.
community overcrowding/traffic
Control growth and protect environment plus school capacity safeguards.
Control spending
controlling development
Controlling development
Controlling development and the environment
Controlling growth and treating immigrants decently.
Controlling growth in Crofton/Gambrills area, and traffic congestion
controlling out of control developing without road and school improvement.
County growth
county infrastructure
crime
Crime
Crime (human/drug trafficking, guns in schools, gangs)
crime and drugs
Crime and hiring more police officers
crime control.
crime reduction
crime, safe and affordable neighborhoods
Curb urban sprawl and reduce temp/low paying jobs vs creating better paying, more career oriented jobs.
Cutting taxes.

Cutting the waste and costs within Dept of Education, using the savings to combat drug addiction
Dealing with crime and drugs
Developing a growth/management plan for the ENTIRE county
Development
Development in terms of how it impacts schools
Development should be much better managed- because of environmental and traffic concerns
Development without improvements in infrastructure.
Don't know.
Drug epidemic
drug use by teenagers
drugs
Drugs
Drugs and restricting growth
Economic disparity in the county
Economic stability.
economy
Economy
education
Education
Education and our Environment. Stop the development.
education, climate change, affordable housing
Education, environment, growth
Education, small business growth, safety, drug control.
Education. It's how you create smart citizens who do not vote for people who destroy 70 years of progress in two.
Efficient government
Eliminating drugs, higher penalties to the pushers
Enforcement of APF Laws, quality of life: public infrastructure
environment
Environment
Environment (that includes reining in growth)
environment and education
Environment/overgrowth
Environmental issues
Environmental issues, gun control,
Environmental protections, limited growth and traffic, reduction of drug abuse, affordable housing
Ethics

FIGHT TO ELIMINATE GERRYMANDERING IN MARYLAND WHICH IS CHEATING. In the county, fight crime and drugs and gangs with all resources available.

Fighting drugs and crime.

fighting the opioid epidemic

Fiscal responsibility

focusing on correcting the negative effects of overdevelopment

Funding for our public schools.

funding for public education

Funding schools

Funds for education

Get rid of drug problem.

Getting Steve Shuh out

Good paying jobs.

Growth and developmen, education, opioid crisis

Growth management

Growth/Development/Clean Water Act (Bay)

Growth/Environment/Drugs

Holding taxes in check.

Homeless/poverty

honesty

Honesty

I don't know parameters and scope of the job

Improved pay and working conditions for teachers and police

Improving education and teacher salaries.

Improving transportation and affordable housing options.

Increasing teacher salaries by raising taxes if necessary

Infrastructure to support growth

It isn't as simple as picking one thing. The job of CE requires juggling many and changing priorities just as the ones facing County citizens.

Jobs/employment.

Justice for the ordinary county resident as opposed to the wealthy.

Keep taxes low, keep business coming.

keeping taxes low

Keeping taxes low and stop over development

Land development and maximization of funds to infrastructure projects.

Law and order

Limit development

Limiting development

limiting growth
Limiting over-development
limiting property residential and commercial development
lower taxes
lower taxes will increase economic growth for the county
Maintaining and reducing the cost of living for the county residents.
maintenance of county roads
Making sure social programs are funded and budget is balanced
Manging development
Meeting the needs of average citizens
Money for schools
more restrictive building codes
More stringent drug rehab programs
Motivating teachers to want to remain in aacc
n/a
N/a
Near ending of opioid problem and helping - not jailing - those addicted.
New affordable housing
Not a Republican
Not raising taxes
Not sure
One? Not one. Please, that is a crazy question.
Opioid control, low property taxes, enhanced environmental cleanup, education, and illegal immigration.
I am a senior. The cost for me to continue to take sign language and to be a part of courses at the Senior Center has doubled. Eight-five dollars is too much for my budget to allow. Yet with I went to enroll, free English Classes are offered to illegals. I will no longer give the county one penny to continue to learn sign language or art.
Opioid crisis
opioid crisis slow development
Opioid issue(s) and transportation issue(s)
opioid treatment program, reducing traffic congestion.
Opioids, crime,
Opioids, crime, education
opioids, education
Our schools
over development
Over development school waste
over development with insufficient roads
Overdevelopment

Pay raises for public employees
People satisfaction
planning and zoning
Planning growth and infrastructure
Population growth
Protect the Bay
protect the environment
Protecting the environment.
Public Education
Quality of education of children - what they are being taught
quality of life for all
racial justice
Re-prioritizing the budget to line up with the interests of the people of AA County.
Reducing county growth.
Reducing crime.
Reducing drug usage
Reducing turnover by raising pay for county employees.
reduction of budget
Regulate development more closely
Reining in the rampant development in the county, particularly North County.
repair county infrastructure and preserve the BAY
Responsible development.
restoring the Bay and restoring our waterways by stopping development
Restraints on development
Reviewing all county employee pay as it compares to surrounding counties. Improving pay especially entry level
Roads
roads, public safety
safety
Safety
Safety, crime and over crowding
Schools
SCHOOLS
schools taxes drugs
Schools/traffic

See my responses to questions 10.-12.

Slow development - invest in parks/green spaces

Slow growth in the county

Smart growth

Smart, environmentally-sound growth

Spending

Steer the county back to middle of the road and stop excesses in real estate development

Stop development and overcrowding

Stopping over development

Stopping over development.

Stopping the overgrowth of our county.

Streamlining county offices

Support county school teachers.

Taking care of what need to be don't and not buying votes with special projects

taxes

Taxes

Taxes and senior programs

Taxes low & services high

Taxes, crime

The citizens of the county

traffic and growth

Traffic congestion

Traffic congestion, roads and infrastructure

Transparency & education

Transparency, fairness

Transportation and growth

unaffordable housing

Uncertain

Unsure.

what are their plans to improve transportation for students and adults to take advantage of schools, businesses, etc.for education, jobs, entertainment, etc.

Working together, using common sense, not just trying to fulfill promises or send letters out bragging about (at tax payer expense on county letterhead) what you think you've accomplished.

Appendix 16: Job Approval – Steve Schuh Open-ended Comments

Big business and unrestricted growth, poor on environmental issues, public transportation, social services

But will not vote for him because he's a Republican

Common Sense leadership.

Communication and accessibility

desire to control spending, limit taxes

deveopment

Didn't increase taxes

Disapprove because of Schuhs overreach of executive powers.

Dislike personally

Do not like how long it took to decide on the lacrosse complex

Does not adequately fund education. Tax cap should end

Does not listen. Condensending, allows outside interest to influence

Does not support teachers or education.

Doesn't fight for the people of the county - like teachers

Education

Education. I came to this county for the schools.

endorsements

Facing and trying to solve the drug problems.

Gets things done but is not always "polite" in his contact with constituency

Good for Anne arundel county

has good staff

Hasn't been effective in areas such as the environment

Haven't heard anything to the contrary

He doesn't support education

He favors the interests of real estate developers.

He has done fairly well but has lots of Democratic interference.

He has done the county employees well.

He has worked on keeping government efficient.

He is not a demonrat

He is the king of development. Also was supportive of Roy Moore. Yikes

He is too cozy with developers.

He needs to slow growth.

He's attempting to deal with crime in the county

he's in the pocket of developer/business interests to the detriment of citizenry

He's a politician

He's dishonest

Heard much about his preference for developers

His cooperation with ICE and the 287(g) program. Plus his support of developers.

His good points outweigh his bad ones. He has done many good things like funding a new high school and I support most of his initiatives. I do not think he has put smart controls on development which has led to overcrowding in many schools. I think he does attend to issues that don't get enough attention without getting credit. He does make small changes that benefit segments of the population that are usually ignored. And he is very visible to the citizens of the county.

His treatment of educators in the community is appalling.

I believe he is beholden to developers and acts accordingly. I don't like his stand on education.

Didn't like his decisions on the West St. Library.

I don't agree with the over development of areas. They are not balancing the infrastructure services to meet the population.

I don't know enough about Schuh.

I feel he might kowtowing to some developers

I have been unhappy with a number of his opinions and how he comes across.

I have no serious complaints

I know vary little about him.

I think he has done a good job and is on the right track.

I'm generally happy with his work

In the pocket of developers

Kept taxes from rising.

Loss of native forest, veto of styrofoam ban. Catering to big money interests over teachers, firefighters and police. Cozying up to racists. 287g agreement and renting detention beds to ICE. Stirring up anti immigrant sentiment. Arrogant.

mixed feelings

Mr. Schuh has brought back Leopold's cronies, he's taken contributions from real estate developers. I believe he has poor ethics and I certainly am very opposed to the over development of the North County area, particularly around the Casino and the Millersville/Severn areas.

Mr. Schuh has worked toward streamlining some of the government processes.
Negatives everywhere. Zero respect
No major problems
No tax increases, county well managed (except for pace of development).
Not ethical, focused on developers
Not much going on with him.
Only concern is traffic issue
Open in his progress thorough newspaper articles & tv coverage
Over development
Over Development, No education support
policies on growth, environment, undocumented immigrants, schools
Prioritizes businesses, development and cuts to taxes and regulation too much
Pro-business, good values
racial insensitivity, pro-business bias, poor on the environment
Schools are slipping, crazy support of abortion tracking, too many projects, too much traffic, no jobs that pay
Schuh has not supported the county police department to the level I expect.
Schuh is a strong leader, has the knowledge and ability to be County Executive
Somewhat arrogant
Spending on our school buildings but our students graduate without learning.
Steady governance, no scandals or impropriety
Strong moral character, Conservative choices
Teacher pay, Emails with students
The county is not controlling the development of land too well. Besides tearing down trees which makes our air dirtier, the road congestion is horrid and the run-off into our rivers is nasty.
There seems to be less disruptive decision-making
They stay consistent on their political agenda and policy.
To put it bluntly he is a neanderthal who does not believe in evolution. He does believe in taking developers' money.
Too cosy with developers
Too impulsive, too much behind-the back attitude.
too much development
Too pro development
Too thick with developers

Very disappointed in his recent support of Mr. Grasso re.: Muslims
WAY too conservative.
will not vote for any Democrat

Appendix 17: Job Approval – Larry Hogan Open-ended Comments

<ostly happy, but could be better on the environment
A strong focus on making the state a better place to live.
appreciate working across party lines
Better then previous government
But will not vote for him because he's a Republican
Canceling red line in Baltimore
Collaborator, strong on environment, does not get caught up in political games
Common Sense leadership.
Controlled government spending
Cut cost of government to taxpayers in a deep blue state.
Diverted public school funds to private school vouchers. Changed school calendars despite protests from educators and parents. Vetoed red line and favors roads over public transportation. approved gas pipeline under the Potomac. Refused to sign bill protecting LGBTQ community. Refused to sign Governors' letter to protect Dreamers. Opposed letting Syrian refugees into state. Vetoed Maryland Clean Energy Act of 2016.
Doesn't tell the truth deceitful. Doesn't listen to public, more concerned in satisfying business
Doing as best a job as possible with the constant opposition from the other party
effort to get things done
environmental policies are poor
excellent job managing the state in education, taxes & new businesses
Gets things done without tax & toll increases
good manager, gets along well with others
Good works and good sense
Governor Hogan has made many decisions based on what is good for his constituents, not his political party.
Governor Hogan has the same viewpoint and agenda that I support.
Great for businesses. Not so great for fixed income.
Has been able to get things done in a democratic state.
has honored his promises
Has no backbone, is too left leaning.
Has not rocked the boat and keeps his distance.
Has not supported 2nd amendment rights as thought he would

Hasn't performed terribly

He "gets" it

He brings people together and is able to improve Maryland, first demonstrated during the rioting in Baltimore.

He has demonstrated integrity by doing his job for Maryland and resisting pressure to support Trump. It is incredulous to me that most republican politicians are afraid to call Trump out for his disgraceful behavior and damage he has done to our country.

He has done an okay job. The big issue for me is that the democratic option isn't realistic about how to pay for his plans.

He has moved us from Socialism and is helping to restore confidence of business to think of moving to Maryland. The Democrat's chased many Fortune 500 companies from the state

He has tried to keep taxes down and improved Maryland's business climate.

He has worked hard but we need new people with different ideas in office

he is trying to do as little as possible so as to appear harmless.

He is a centrist. Comes across as trustworthy, principled and hard-working...and he's a Republican who doesn't support you know who!

He is a man of the people. He listens and he makes good changes for our state.

He is an excellent man but leave President Trump alone.

He is doing a good job.

He is fighting a major Democratic interference.

He is improving the economy of the state but needs to improve on environmental issues - like control of runoff- it is not a rain tax!

He is non-partisan & stands up for women. Yes ads do work.

He is not a democrat

He is not a horrible Governor but he is still weak on environment & transportation issues.

He is one of few republicans who has quickly come out in opposition to several things President Trump has said or done.

He manages well

He seems relatively independent of Trumpism. I disagree with some choices he's made, but I agree with others

He seems to be moving MD forward without the drama.

He stood up to Trump

He supports gun control, women's rights, and education except reasonable start times

He truly makes impartial decisions and keeps the needs of citizens in mind. He doesn't let party politics get in the way.

He voted again fracking, for gun control. At this point, I am favorable towards him.

He will show his true Republican colors if he gets re-elected.

He's doing ok and I like that he is a counterweight to the Democrats in the House/Senate.

His actions have greatly reduced the impact of the previous governor (O'Malley)

His smooth easy way of running the State.

Honest decent politician

Honest, effective, works with integrity

I have been generally pleased with Gov Hogan — I don't agree with everything but I like how he wants to be governor of all MD citizens.

I have not been dissatisfied so far with his progress as governor.

I like him

I like his progressive stances

I sincerely believe Hogan tries and he is not a fan of Trump.

I sometimes agree and sometime disagree, generally he has done ok

I think he does not have the best interests of MD in mind. Education and protections on the Bay should be paramount

I think Hogan has done a good job of compromising with progressives like me. Baby steps!

I worry that he'll turn "Republican" if re-elected but I feel he has been a moderate governor. Can see both sides of issues.

I'd be all about Hogan if he were better on education.

Independent of trump

It makes me really angry that he decided when my kids have to start and end the school year. I wish he had let the counties decide on their own so that school breaks could be handled by the schools and not the governor's office. I don't care if he wants to be in Ocean City on Labor Day weekend.

Keeping taxes in bound

Lack of funding to education. The class room sizes are growing; the population is growing but there is no prioritization of improving and growing the number of teachers.

Larry Hogan has helped our state recover from financial ruin. He tries to find compromises between the parties.

leading county in the right direction.

Lower Bay Bridge fares, stopping charging people extra money for an EZ Pass, general cutbacks to taxes, strong leadership, still preserving important services

Lowered taxes and fees, Conservative choices

Lowered tolls, kept other taxes low

Making the state of Maryland great again

Maryland is his first priority
Mediocre performance
middle of the road guy---common sense---he is not extreme party line
nonpartisan approach
Not as forward thinking as issues such as health care and environment as a Democrat would be
NRA support
Occasionally hogan accidentally gets it right--like the fracking ban, or refusing to send Marylanders to the US border. But mostly he is just a hack.
Often hard to tell if he is a liberal or a moderate
Only interested in big business
Openness, willingness to work "across the aisle", detachment from Trump.
Out for permitting incarcerated children to be held in MD
policies on transportation, health care
Pro-business, growing the economy, reducing taxes and government burden, good values
Proactive in dealing with issues and works with other party to come to sensible solutions.
racist transportation policy, diverting money from urban to suburban transportation projects
rational decisions
reduced tolls for the working class
Second amendment! And the fact he is so anti president Hogan has become a RINO
So far, he's been an outstanding governor.
Steady governance, no scandals or impropriety, does not support Trump
Strong Leader, balanced approach to government, seems honest and truly caring about Maryland and its people
Takes credit for what Democrats accomplish during legislative sessions.
Taxes
The misdirection of the casino profits to fill gaps in his budget by robbing the education department
There isn't alot of political bickering and petty arguing.
They both have supported programs for the elderly and improved the economy
They stay consistent on their political agenda and policy.
Too pro Trump. Plays too much at being a "Republican" over what's good for MD as a whole
Tries to make the lives of average Marylander better
Very political focus, pulled money from education
Very productive

Weak on pollution control to protect the Bay, but otherwise a moderate willing to do what is best for MD

Weak staff, what is his vision for the State other than "do good?"

While Gov. Hogan has taken some steps that I approved of, his apparent disdain for the city of Baltimore and his adherence to some of the policies of the Trump administration outweigh those positive steps.

Appendix 18: Job Approval – Donald Trump Open-ended Comments

The tax cuts did not help average citizens. He is purposely defunding health care. His rhetoric is too divisive.

About time someone sez what we're all thinking, PC or not.

all previous norms for presidential behavior have been discarded. it will take decades to recover.

Already listed in earlier question. In summary, his interests always trump those of the American people. He is a habitual liar with no discernible moral compass.

America is respected again

An abomination

An embarrassment to our country,

appears to be working for his peers and increasing taxes for the middle class

Are you kidding. He is the greatest POTUS I have seen in my 56 years.

Better for the country and for building business

Common Sense leadership.

Corrupt, dishonest, dividing and racist

Cuts thru the charade, keeps promises, not an ideologue, pragmatic, understands negotiation

Despite enormous opposition, he has transformed the economy and regained worldwide respect for this country

Dividing the country with constant verbal/Twitter attacks

Do I really have to explain?

Does this really need explanation? Okay he's a horrible human being, making money off the presidency, bragging about the stock market (I don't own stock so I don't care), he lies constantly, he just said he's in love with a dictator, he's an abusive narcissist, plus his kids are terrible.

Donald Trump is a corrupt, misogynistic, racist would-be dictator with no respect for the Constitution of the United States.

Economic positions, social justice positions, environmental protection rollbacks

Economy, immigration, foreign policy

ethics

Every little thing he does is tragic, everything he says is just plain wrong

Excellent economy

Extremely poor leadership, narcissistic, running our reputation in the world cares more for undoing previous admin. Just for the sake of it not because it is bad or doing the country harm

Failures on every front. Repulsive ignorant misogynist

Finally a president who is interested in the betterment of America and meeting his promises.

General personality (asshole)

Hahaha are you serious?

Happy with policies/accomplishments, but not happy with personal traits

Has been able to get a lot done in two years.

Has caused a great deal of angst and turmoil in the nation

Has enhanced US status in the world; created environment for business creation & growth leading to 4.2% GDP; Deregulation, tax reduction, North Korea no longer shooting missiles over Japan, trade agreement with Mexico & Canada to replace NAFTA - all positive indicators for this country.

has honored his promises

Has some good ideas, just appears to be an unbalanced person. Someone needs to take away his twitter account

Hate his approach to health care, dislike his international dealings, believe he moments a lack of civil discourse

He believes in the Constitution. Understands the illegal immigration issues. Stands strong and determined against socialistic values. Poverty is decreasing, jobs are returning, low unemployment, faithful to our military and much, much more for the good of America.

He cares more about himself than the country and is a disgrace to the country and world.

He creates chaos and instability and is morally reprehensible in most of his comments. He has no soul, and worships only money. He has no moral code

He did what he promised during the election. People are SHOCKED that a politician followed through. Also the economy is growing well beyond what Obama could ever imagine. If Trump were less obnoxious personally, I'd like him even more.

He did what he said he would do --- and takes the "swamp" to task for their interference.

He does not have the temperament to be President. He is prejudiced and a womanizer.

He gets thing done. You might like his style but you know exactley where he stands.

He has brought back companies which created jobs. He has recently improved and balanced our trade agreements. He has improved our economy as the stock market has shown. He has untied a lot of the regulations that bogged down our businesses. Not to mention lowering the tax burden

He has cut taxes, cut regulations, removed the requirement for healthcare, made good trade deals, represented our country well to other governments, stood up to the extreme left, called out the unpopular unfair media, building the wall on the southern border, cares about the unborn

He has done everything he can to undermine the fabric of the country. We are basically Weimar Germany at this point. His fan base worries me.

He has encouraged the division of people in this country.

He has no sense of morality

He has sold us out to the Russians and is unethical

He has worked on favorable trade deals and nominated Supreme Court judges who want to uphold the Constitution.

He ignorant, corrupt, mean and not working for all the people.

He is a criminal, an embarrassment and a narcissist.

He is a huge threat to our democracy.

He is a liar.

He is a racist, attacks women, and is an idiot.

He is a racist, serial sexual predator, tax cheat, traitor who is mentally unstable and manifestly unfit for public office. And the hair.

He is an egomaniac who is so uninformed that he has severely damaged our country overseas and within. It will be years, if ever, before it can be undone. He has insulted and ridiculed many of our institutions and eroded the trust we and others have in our them. Daily he demonstrates that he is simply ignorant of history past and present and he lacks very basic understanding of good government. And he has no respect for the truth. His lies are catalogued daily and he has no respect for or concept of dignity. I fear for the country that will be left for my children and grandchildren when he leaves the office he has so damaged.

He is basically a tyrant who has no regard for people of any race except white, nor for women nor for immigrants, etc.,etc.

He is destroying our democracy; our environment, civility, schools, government agencies, and long standing global relations.

He is destroying the environment/poor role model/degraded women/destroying our leadership in the world

He is disrupting politics (which is why he was voted into office), but is doing it in a mean-spirited way.

He is erratic, scary, a puppet for alt right ideologues. He is racist, sexist, xenophobic, ignorant and mentally ill. Also his orangeness is very unsettling.

He is extremely detrimental to the country and to relationships with our allies. He has no moral compass and is not fit to serve in his position.

He is insensitive, panders to the religious right which puts other religions at physical and personal risk and is about as ignorant as any president we have ever had.

He is nasty and petty and incredibly ignorant. He routinely abuses his power or goes against the rules and Congress just allows it even though he is destroying our reputation with the rest of the world and dividing the country. I don't like our President being laughed at by the U.N., but he has nobody to blame for that but himself. He is a liar and a cheat and not fit to be President of anything.

He is only out for himself. Has no interest in the good of citizens, unless they are in the top 1%. Extremely divisive.

He is severely damaging our foundational institutions that rely on trust, the rule of law, and the perception of neutrality - FBI, intelligence community, Attorney General, Supreme Court. He has never even tried to be the President for all the people in the U.S., just his backers. That's not what Presidents do. Oh - and he's dragging women's rights back to the stone ages. Oh - and he's making it easier to pollute our environment. The list goes on.

He is tearing the country apart by his encouragement of hatred and his complete lack of following logic. He wants us to see the world as he portrayed it - he does not want citizens to follow science and logic- just follow him blindly

He is undoing regulations to benefit the environment!! His words and actions are making the USA a laughing stock to the world. The man is incompetent as president and has no intellectual curiosity to learn about the facets of his job.

He is unethical, immoral, certifiable sociopath

He is unfit for office on so many levels and also manages to undermine not only himself but other government institutions and individuals with his failure to listen and learn.

He is UNFIT for office. He is also in violation of several laws, especially the Emoluments Clause!

He is unhinged. Lies. Hadn't released his tax returns. His tweets. And most in his administration follow his lead.

he is unqualified unethical erratic crooked and self serving

He needs to be impeached as quickly as possible.

He runs his mouth too much, making inappropriate remarks before thinking first about what he's saying.

He speaks the truth about the problems we are facing and acts on them; economy is booming.

He's a bully.

He's dangerous and doesn't understand how anything works

He's very brash but nobody is giving him a chance to succeed.

He's moved our country back 100 years with his removal of regulations

His actions do not support my values and his character is not consistent with what we need in a president

His actions undermine our democracy and he is a serial liar whose words cannot be trusted

His buffoonery explains itself

His spoken words and tweets on women and minorities are appalling.

Horrible job, horrible person, bully temperament

I don't much care for Trump but I do like his policies

I feel he does not care about the environment, immigration, women's and LGBTQ rights. He is more interested in stroking his ego (all of the rallies he has) and making money for his family than he is in uniting the country and keeping the United States a strong ally in the World. I get embarrassed when he speaks and the world laughs at the President of the United States. I traveled to Canada last summer and when Canadians asked me where I was from the response was always "I'm sorry you have to deal with Trump as your President". I don't know how we went from such grace and dignity in the White House to THIS!!

I feel that he is doing a good job considering everything that is being thrown his way. Leave him to do the job.

I like many of the results. I wish he would terminate his twitter account. Speaking informally does him no good.

I oppose the concept of removing the USA from global participation and responsibility. It is horrifying and embarrassing to have Donald Trump lead our country.

I support his performance to get things done. Although I do not support his presentations and "tweets".

I tried to be open minded when he was elected but I'm disgusted with 99% of what he and his administration has done or said. Lies. No tact. Ridicules people. The GOP in Washington DC remain silent in the face of unhinged behavior.

I wish he would get rid of his Twitter account...

Impulsiveness, 2-faced liar, totally self-absorbed, disgrace to the position.

intruding his power over the legislative and judiciary branches

Is ignorant of history, economics, and general tenets of our democratic republic. Is making decisions and policy changes based on his long held but not fact based beliefs. Does not actually care about the country, only himself. Lies on a regular basis. Has put into place policies that hurt Americans.

jobs, taxes, stock market, terrorist

Just every idiotic thing he has said or done.

Keeping his campaign promises, Trying to get Congress to fund the wall.

Keeping his promises, getting things done, despite his buffoonery (or maybe because of it, quien sabe?)

lack of concern for anything but self

Lack of understanding, appreciation and application of principles of science, honesty, integrity, compassion, respect, and humanity.

List is endless ... lack of morals and ethics. Dividing country

Love how he is getting thing done and not play the politics game everyone around him is. Secure boarders company's coming back to US. Fair triad and he will not cave to other countries. He is a strong leader

Love the economy, unemployment trends & decimation of ISIS

Making America great again

Narcissistic megalomaniac bringing Proto fascism and trying to destroy American democracy

Narcissistic racist jerk who consistently lies and spreads hate. Embarrassed that he represents our country.

no one is more unfit to be president; untruthful, pathological liar, misogynist, lack of respect, racist, xenophobic, divisive, narcissistic, mentally unstable, below average intellect

NO respect for the Constitution or due process; no goal for the Country other than his "success"

Not at all qualified

Not enough room here to explain why the Oaf in the Oval embodies the Peter Principle.

Not enough space available to right how many ways I disapprove of this man.

Not presidential material.

oh my, he needs to grow up in respectfulness---however, I agree with the tariffs, illegal immigrants(there is a process)

Piglike and dishonest

Please stop tweeting

President Trump has saved our previously depressed economy. By lowering the taxes, he put some money in many peoples' pockets, and has opened up the job market like it hasn't been in decades. As a businessman, he approaches things differently than a politician who is looking to his party for direction rather than making a decision and making it work. Not announcing what you plan to do in the future allows more chance of succeeding in the long run because you can change direction without explanations to everyone. "Keeping your friends close and your enemies closer" (North Korea and Russia) is smart strategy when dealing with unpredictable foreign nations.

President Trump has shatter the integrity of the USA. His smears, cruelty, bullying, and just plain nonsense is wrong. His actions against Dr. Ford will forever be in my mind.

President Trump is a once-in-a-lifetime "politician". He is our last chance to break up D.C.'s private party which is destroying our Constitution and breaking the budget.

President Trump is not at all interested in uniting our country, he lies constantly and gets away with it and he acts racist and misogynistic.

President Trump should consider the dignity of the Presidential office before he speaks.

Protecting our freedoms, reducing government intrusion, securing our borders, strengthening our international position, complying with constitution.

racism

Racism, sexism, elitist, Betsy DeVos, he is essentially dismantling government and selling it corporations

Really? The list is a mile long. He lacks decorum, uneducated, egotistical, no foreign policy, and a crook...there's a few to start.

results of conservative agenda

Rude and crude person. BAD: Isolationist policies, handling of immigration issues, questionable ethics

So many reasons

Some good accomplishments in short time.

Still waiting to see how his policies result

support for israel and change in iran policy. appointing of conservative judges

That man is an ass. He is a consummate liar who is hurting America both at home and abroad.

The negative impact of his policies will take decades to recover from.

there are no words as to why I think he has no leadership skills of any kind and is a fraud, cheat, bully, etc.

there is nothing to approve

They stay consistent on their political agenda and policy.

This dysfunctional man has no moral, ethical, or intellectual compass. Rather than unite this country, he continues to separate us throughout EVERY DAY.

This man is ignorant, incurious, narcissistic, nasty. I think his cancellation of the programs and alligences established by President Obama is indicative of his ignorance and self-importance. The man is a disaster.

too disrespectful

Trump has polarized our country like it has never been polarized before. Even the Supreme Court nominee!

Trump is a dangerous disaster nationally and internally.

Unfit for the position

Unfit to be president: racist, misogynist, xenophobic, egotist, unconcerned with constitutional rules

Where shall I begin? The man is egotistical and paranoid. He is against a free press, he is a racist and misogynist, he doesn't believe in global warming, lies repeatedly, changes what he said yesterday to something else today. I could go on and on, but you get the idea. His tactics totally scare me. Remember Hitler's PR guy, Goebbels, said "if you tell the people the same lie over and over again, they will believe you."

Wish he weren't such a blowhard, but I can't argue with his phenomenal success.

Wish he wouldn't tweet

You don't have enough space and I don't have enough time to list his inadequacies

Total

Appendix 19: Trust in Political Parties

As long as trump is president, we need a strong opposition party; when he leaves, my choice will reassessed!!

At this point I think there should be no republicans or democrats..... people should have to just run on their positions and merits -- not just rely on a buddy system.

Better listening to the people's needs and wishes

Both have strengths for certain issues

Both parties are too self serving and caught up with special interests and pointing fingers to actually do their jobs and serve the American public.

Both parties MUST work together

But in lieu of a multi party system, I am forced to trust the Democrats

Democrat party is currently controlled by Leftists whose primary goal is the attainment of POWER at all costs, by any means possible, and their personal power is all that they care about; not this country nor the American people; and they have shown that they will weaponize any portion of the Federal Government and use it to attack anyone who disagrees with their political views. They have no integrity and can not be trusted with the power of the Federal government.

Democrats are for the working man. Republicans are for big business

Democrats are not for America they want socialism.

Democrats can't seem to get a national platform together. Country divided in regions so national approach just doesn't seem available.

Democrats support my values of fairness to all citizens.

Democrats support the middle class....Republicans do not

Democrats values are more in line with my own. However our current culture is not valuing or reinforcing integrity. So I don't trust any of them. Really the fault is with Ally's citizens. We have the political system we deserve.

Dems are always creating new programs/restrictions. Economy barely went up 1% per annum under Obama. Health Care solution (ACA) was hardly 'affordable' for anyone not working for a corporation or government, or who earns only a small amount of money. In other words, self-employed and those retiring earlier than 65 have lousy options.

Ever since Gingrich was Speaker of the House, the Republican Party has worked ceaselessly to turn the U.S. into a one-party oligarchy rather than a representative democratic republic.

Ever since the 80s and that BS concept of trickle down economics... I watch rich people getting richer, I watch the buy power of my income go down, I watch the debt rose, I watch is kill kids, and recently I watched an 85 year old man yell at women to grow up. The Republican Party has lost its whole mind.

For the past 10 years, the Republicans have accomplished nothing that I approve of. They have worked only to increase their own power, without regard for the welfare of this country.

I have been dismayed at the personal attacks, rudeness to conservative candidates and office-holders, and the outright violence of the "socialist democrats" and "anti-fascists".

I prefer a party that governs for all, thinks to the future and is a partner in world affairs.

I still have doubts, would like to see New Democratic candidates

I suppose you just hear the words you want to hear in their speeches.

I used to be a republican but changed parties when Trump got elected. The republicans are doing a disservice to the American people

I was a Democrat for over fifty years. I left the party this year to become an Independent. The Democrats have moved way too far to the Left. The Democrat leaders are ineffective in governing. The Democratic party and their leaders have lost all credibility and cannot be trusted.

I would like to see more young conservative voices in Washington DC. Drain the swamp!

I would like to see someone who puts the nations problems first and not a political party.

I would not have said that before this past election but the Republican congress is an embarrassment. After the last two sessions and especially the Kavanaugh hearings I do not think I will ever trust that they will do what is good or right for the country.

If they get some serious backbones and intestinal fortitude.

Is there another options?

It is basically between one or the other. At least the Democrats have some modicum of decency in what they support

Need to work together

Neither single handed. Support more bipartisanship.

not overly impressed with any politicians/party

Not sure one party has most of the answers. Working together needs to be priority

Opposition to trump

Party has no significance.

Pick an issue, any issue.

Republicans have repeatedly demonstrated their loyalty to political party over the needs and desires of citizens.

See the last statement . I have a lot more faith in individual Americans to solve daily problems than I do in some government official who is detached from the specifics of an issue.

the democrat party has become socialist and no longer stands for the constitution.

The Democratic party is a party of totalitarianism

The Democrats are the lesser of two evils.

The democrats have become socialists. They are unfit to run and are unstable. They should not be running any part of the USA.

The DNC can't come up with a national platform and remain fractured across the US. Country seems to be ruled more by regions than individual states.

The lines are no longer definite. And I think that's a good thing!

The Republicans have done nothing in the past 38 years to cope with the nation's main problems. Even Ronald Reagan should not be credited with ending the Cold War - he got lucky. Trickle down economics has never worked. They have failed to replace the Affordable Health Care Act - in fact, their ideas on health care are a disaster for the ordinary American and they don't care. The tax cut favors the top 1%. The wars begun by the G.W. Bush administration have been costly and only partly successful. Their other signature efforts - pushing back against the progress of minorities and women - are disgraceful, as is the corruption that they have recently brought to Washington. The current head of their party is beneath contempt for reasons already mentioned and many others, the most serious of which is his alienation of our long trusted allies and cozying up to our adversaries. I could go on.

The Trump administration is ruining the country. I do not like the divisive and ugly partisanship that is in our country now. It does not have to be a democrat to bring us together, perhaps the right republican could, but at this point I think the democrats would do a better job.

The Washington Republicans are a disgraceful, shameful bunch of self serving, immoral, hypocrites. Everyone one of them are an embarrassment to the United States.

There is no hope at the state level for a change because the Dems offer "bribes" to the uneducated, which they don't actually pay off on, to keep themselves in power. Congressional Republicans are not organized enough to get the job done and are not following the lead of the president, who was elected because the people wanted a change in direction and approach; both domestically and globally.

They are generally focused on the betterment of ALL people, not just a relative few

They both have their priorities stuck on special interests and group.

They both just posture and fight.

They do not compromise

They would have to DO something for me to be able to decide who is doing it better.

We cannot keep handing out everything to people for nothing. Work,

We need a change

Whichever party is in office, does the most bragging. I hate bragging, starting with the president.